

6.2.3 Implementation of e-governance in areas of operation

INDEX

SNO	Areas of e-governance	Facilities provided	Page No
1	Administration	SNTI College Automation(1,3,4,5,8,9 & 15)	6
		CCTV Cameras	33
2	Finance & Accounts	TALLY Software	34
		SNTI College Automation(8,15)	35
3	Student Admission and Support	SNTI College Automation(2,4,9,10,11 & 17)	43
		Library E-CAP Software	59
4	Examinations	SNTI College website	61
		SNTI College automation(Module 14)	62
		JNTUH Exam portal	69

6.2.3 ERP DOCUMENT

1. ECAP- Engineering College Automation Package

INTRODUCTION TO ERP & ECAP

The **ERP** software stands for Enterprise Resource Planning software. It helps us to manage an entire institution, from admissions to assessments of the students and staff. All the details of the team are well organized for the smooth workflow of an institution. We can manage all the details of the students; about their contact information, grades, assessment, fees, course, and every major or minute details. Using this software we can manage database of staff, accounts, infrastructure details etc

ECAP stands for Engineering College Automation Package. It is designed and developed by Webpros Solutions Pvt. Ltd., Visakhapatnam. ECAP aims at immediate availability of data in required formats to ease the work of staff and management and increase in transparency and accountability in administration. This software is exclusively used for our institution library.

PACKAGE HIGHLIGHTS

- Internet or Intranet enabled application
- User levels with access rights for data security
- Course/Batch/Category/Student fee dues reports
- Tracks performance of scholarship students
- Fee/Attendance reminders and progress reports
- Attendance & Marks analysis
- Integration with attendance capturing devices
- Accounts module similar to Tally
- Payroll integrated Staff module
- Barcode integrated Library module
- Login for students/parents to access data online

LIST OF MODULES IN ERP:

1. Admin
2. Admissions
3. Academics
4. Student Information System
5. HR & Payroll
6. Time-Table management
7. Attendance Management
8. Accounts and Sales
9. Scholarship Management
10. Library Management
11. Transport
12. Hostel
13. Placements and Achievements
14. Examination Management
15. Inventory Management
16. Grievance
17. Feedback

BENEFITS OF ERP & ECAP SOFTWARES

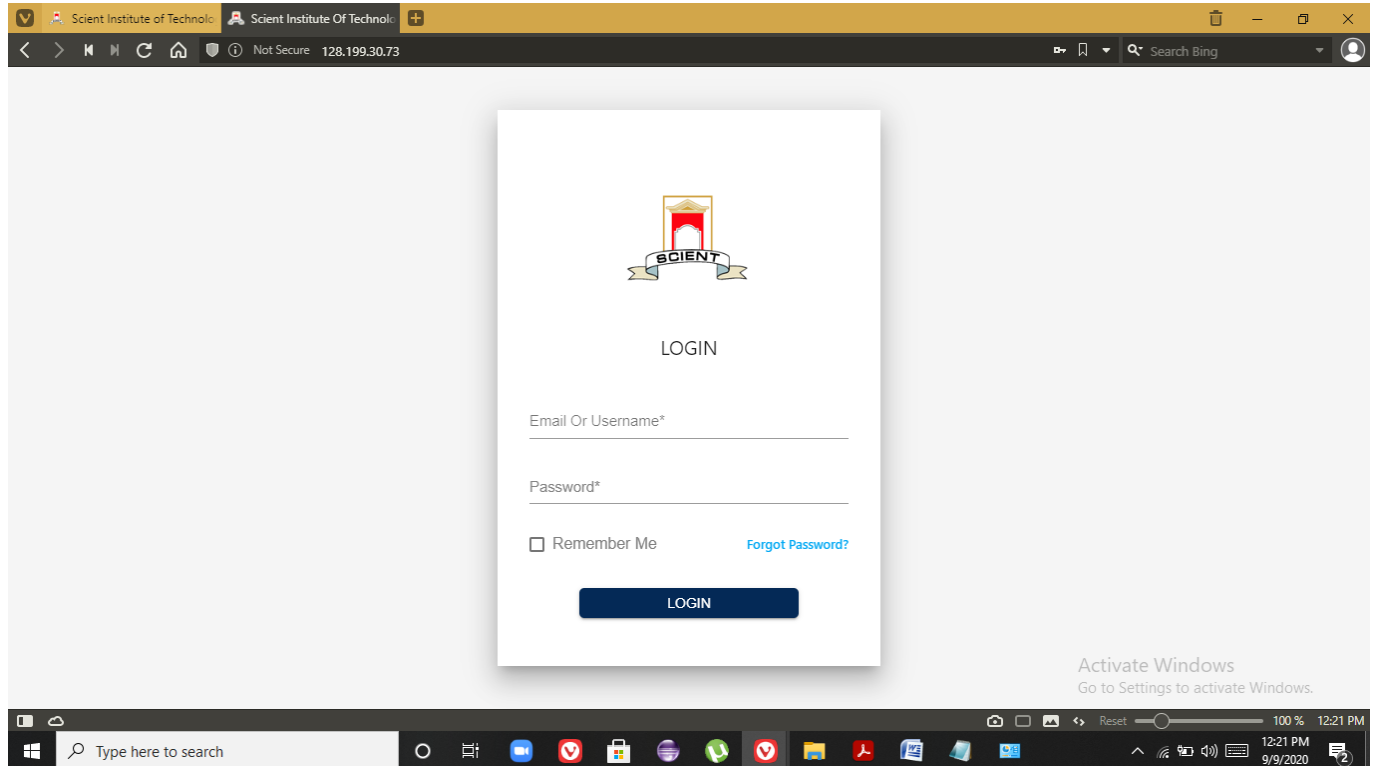
The **ERP software** system automates and streamlines all the processes functioning within the boundaries of the institution to significantly improve the effectiveness of allocating and operating academic resources better. It is a comprehensive system that automates the entire institute activities from admission, attendance, fee management, examination, payroll and beyond. The features covered in the ERP software helps to streamline every activity in an institute, giving the management the bird's eye view of all the activities happening in the institute, in real-time.

Library of Scient institute of technology is automated by Integrated Library Management System (ILMS). **ECAP** stands for Engineering College Automation Package. It is designed and developed by Webpros Solutions Pvt. Ltd., Visakhapatnam. ECAP aims at immediate availability of data in required formats to ease the work of staff and management and increase in transparency and accountability in administration. This software is exclusively used for our institution library

URLs

ERP	:	http://128.199.30.73/
ECAP	:	http://localhost/ecap
JNTUH Examination portal	:	https://exams.jntuh.ac.in/Portal/common/load.action

ERP HOMEPAGE SCREENSHOT




Scient Institute of Technolo

Scient Institute Of Technolo

Not Secure 128.199.30.73

Search Bing



LOGIN

Email Or Username*

Password*

☐ Remember Me [Forgot Password?](#)

LOGIN

Activate Windows
Go to Settings to activate Windows.

Type here to search

12:21 PM
9/9/2020

ADMINISTRATION

MODULES IN DETAIL

1) ADMIN MODULE

Admin module plays a vital role Admin module helps to ERP administration for efficient management of human resources. Admin module helps to manage faculty and students information, track their records like performance reviews, designations, time & attendance tracking. Admin functionalities are

- Staff/Student Entry, Role Configuration
- Role wise, User wise access rights
- Deactivate users
- User login history
- Manage passwords
- Can update college information like adding infrastructure details etc
- Can update academics information like adding courses etc.




Fig 1 : Admin Dashboard

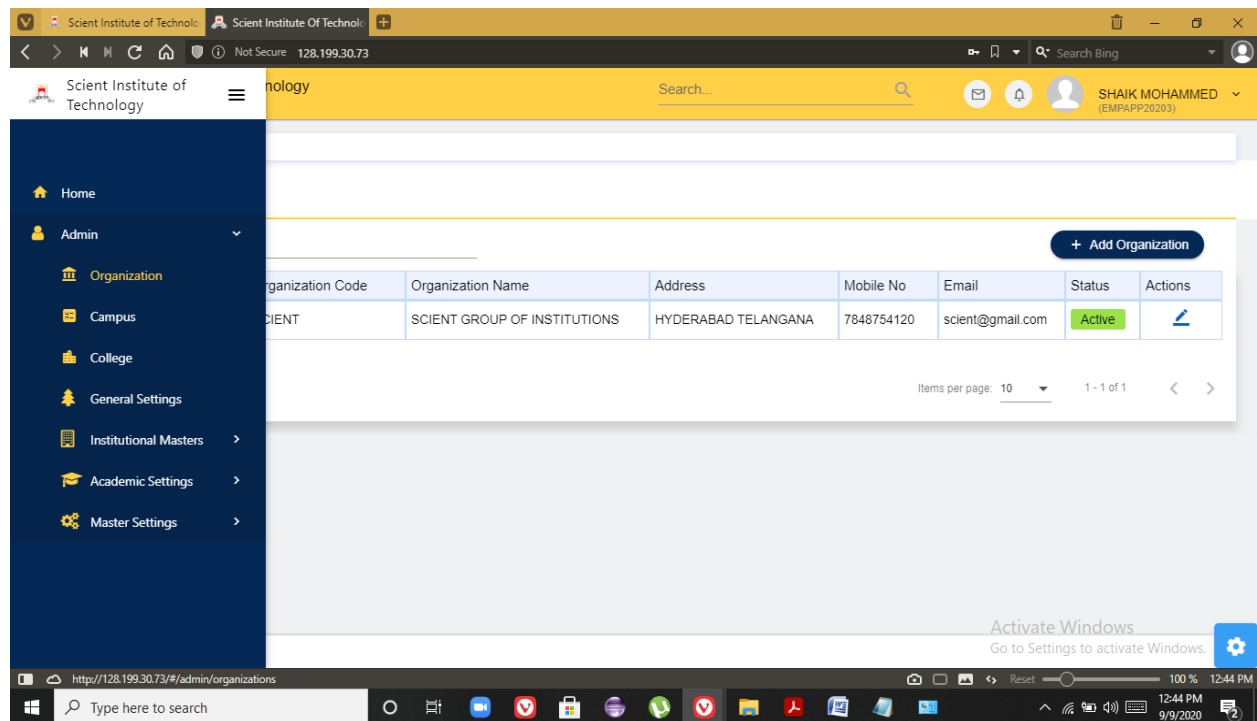


Fig 2 : Admin updating college information

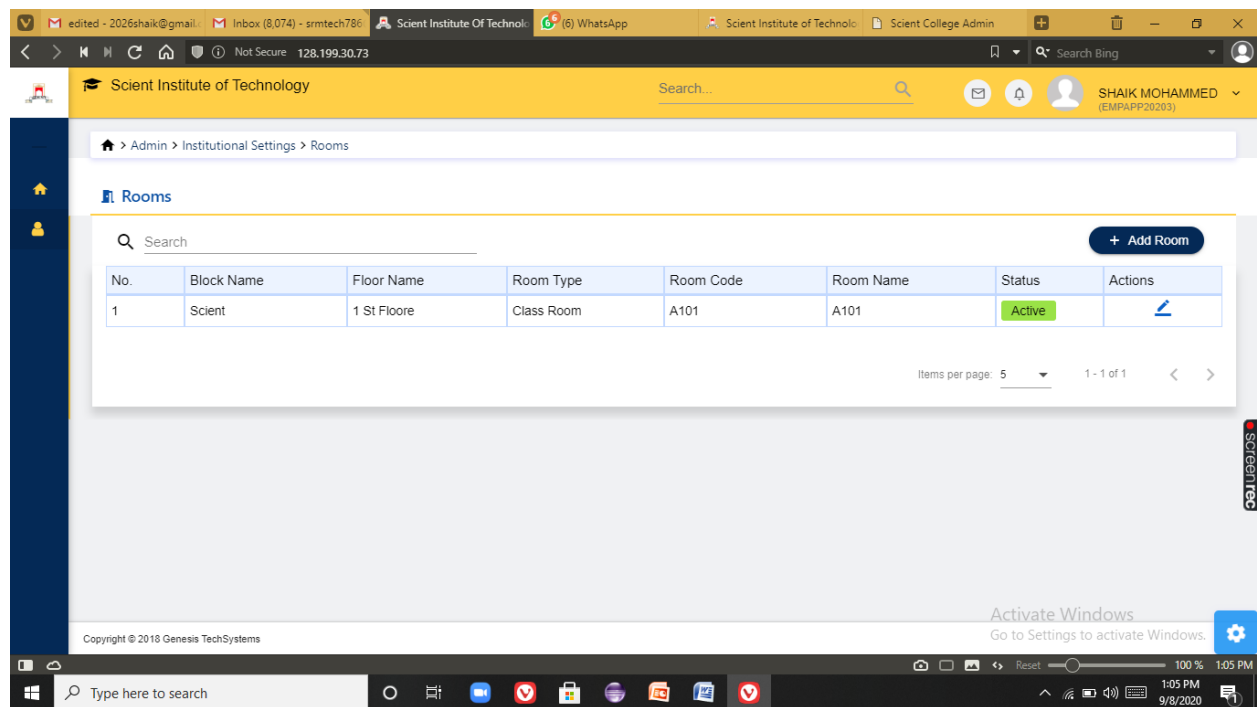


Fig 3 : Admin updating college infrastructure information like adding classrooms,blocks etc

Scient Institute Of Technology

Search...

SHAIK MOHAMMED
(EMPAPP20203)

Admin > Academic Settings > Courses

Courses

Search

+ Add Course

No.	College Code	Course Code	Course Name	Course Short Name	Duration	In Take	Course Type	Status	Actions
1	SNTI	CO1234	Artificial Intelligence	AI	1	70	Bachelor of Technology	Active	Edit
2	SNTI	MBA	Master of Business Administration	MBA	3		Technical Bachelor	Active	Edit
3	SNTI	BTECH	BTECH	BTECH	4	6	Bachelor of Technology	Active	Edit

Items per page: 5 1 - 3 of 3 < >

Copyright © 2018 Genesis TechSystems

Activate Windows
Go to Settings to activate Windows.

Page 8

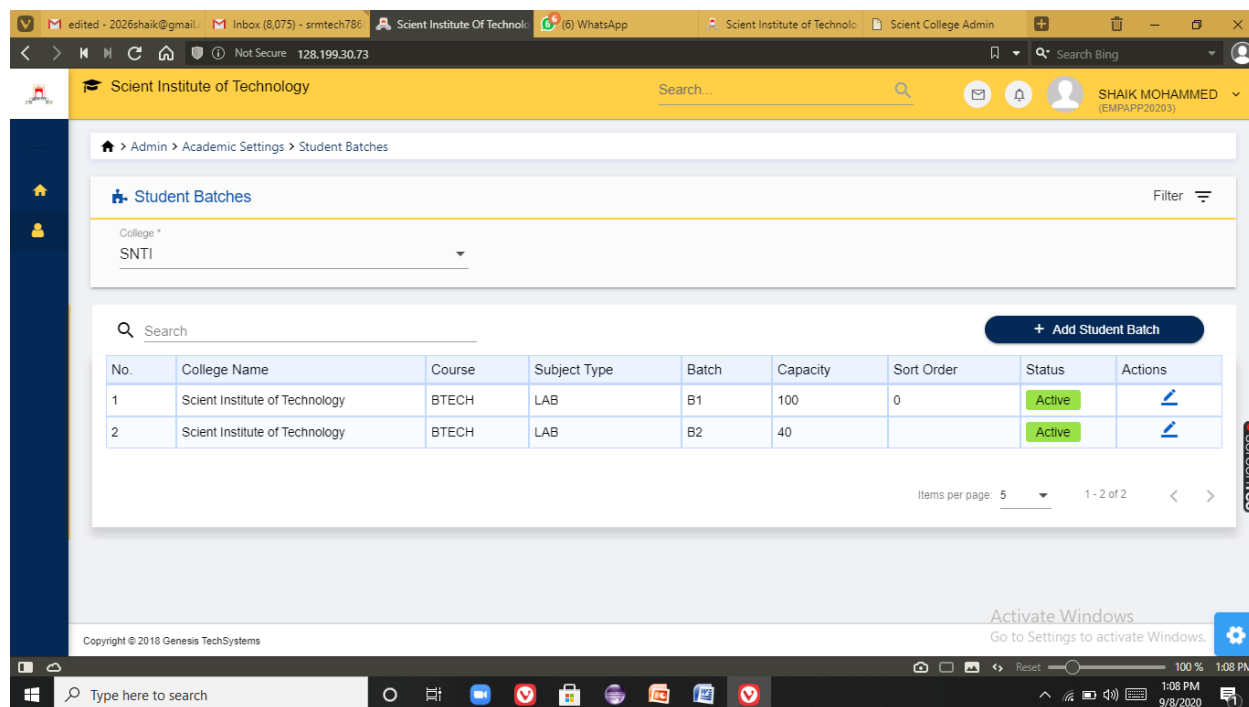


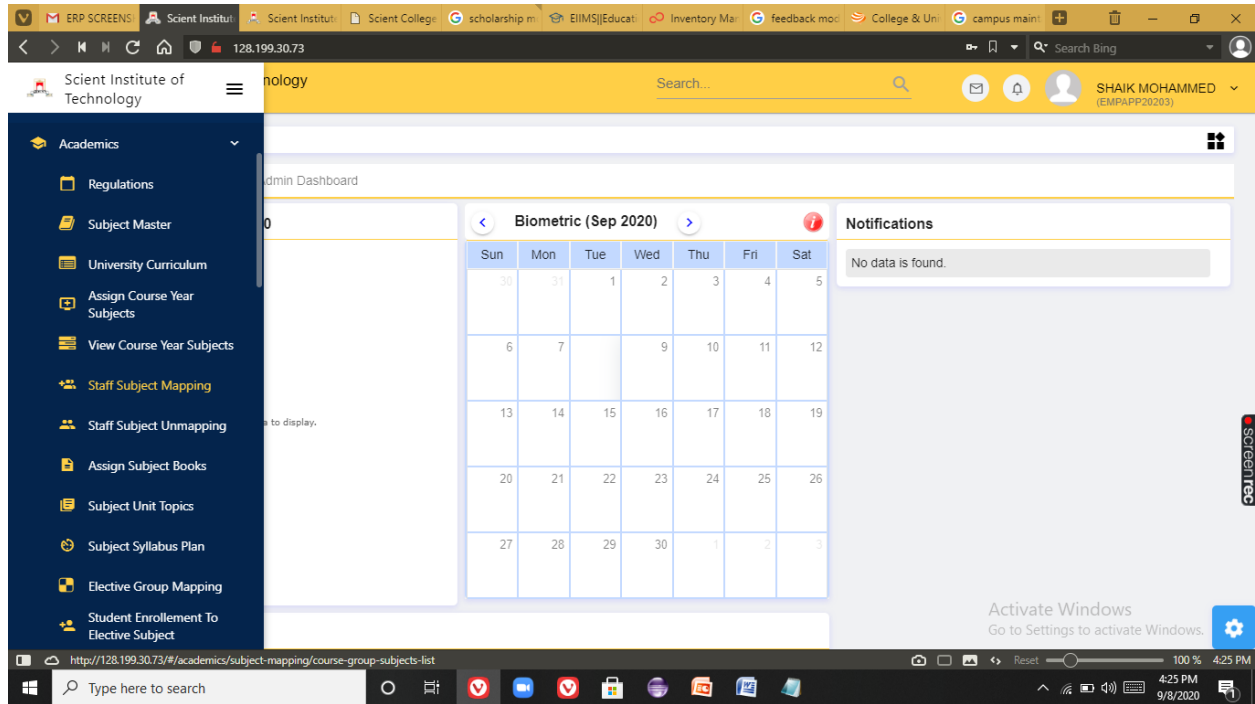
Fig 6 :Creating student batches

3)ACADEMICS

In this module faculty can create courses. This module helps the institute to schedule the course online and let the students benefit through the online programming of the course. The ERP module of course scheduling creates a schedule of the courses for each team, class, or batch and enroll students in the programs and the groups with their preferred course. Faculties can publish digital timetable to the students.Operations to be performed are:

- Regulations
- Subject master
- University curriculum
- Assign Course year subjects
- View course year subjects
- Staff subject mapping
- Staff subject unmapping
- Assign subject books
- Subject unit topics
- Subject syllabus plan
- Elective group mapping
- Student enrollment to Elective subject
- Assign regulation to students

- Assign students to section
- Assign students to lab batches
- Allocate student subjects

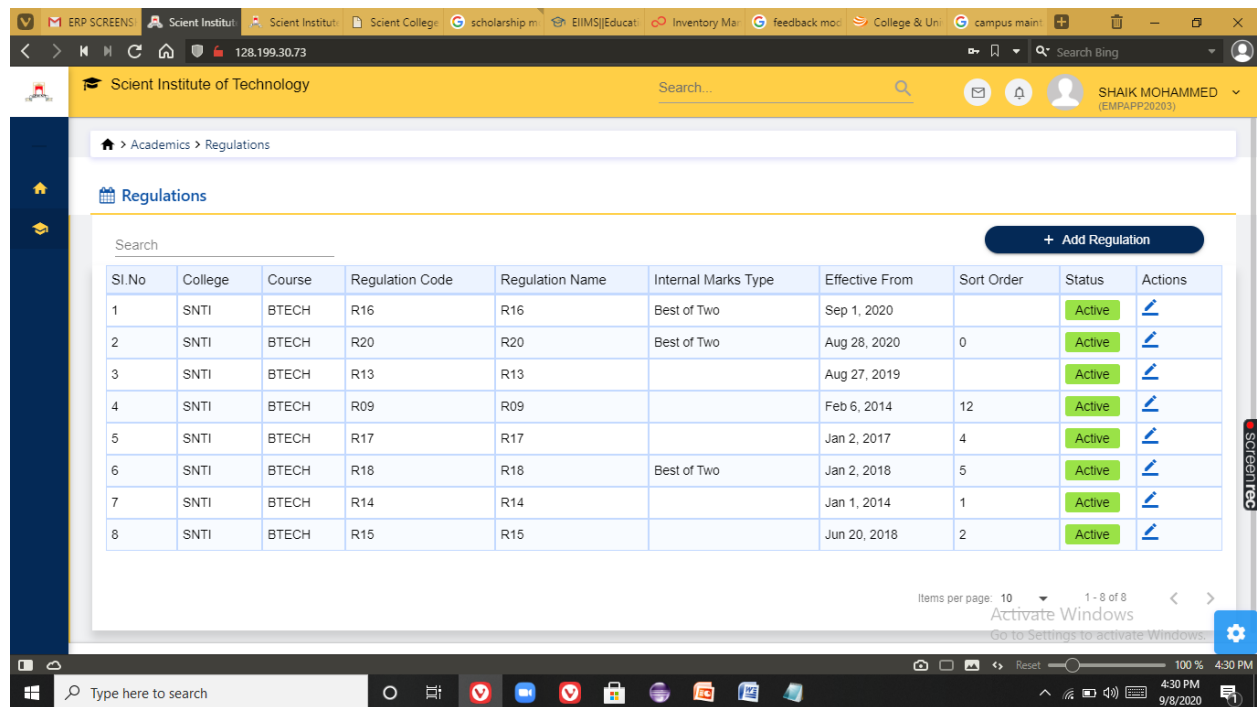


The screenshot displays the 'Academics' module of the system. On the left is a dark blue sidebar with a list of functions: Regulations, Subject Master, University Curriculum, Assign Course Year Subjects, View Course Year Subjects, Staff Subject Mapping, Staff Subject Unmapping, Assign Subject Books, Subject Unit Topics, Subject Syllabus Plan, Elective Group Mapping, and Student Enrollement To Elective Subject. The main content area shows a 'Biometric (Sep 2020)' calendar. The calendar grid for September 2020 is as follows:

Sun	Mon	Tue	Wed	Thu	Fri	Sat
30	31	1	2	3	4	5
6	7		9	10	11	12
13	14	15	16	17	18	19
20	21	22	23	24	25	26
27	28	29	30	1	2	3

On the right side of the calendar, there is a 'Notifications' section with the message 'No data is found.' The top of the interface includes a search bar and a user profile for 'SHAIK MOHAMMED (EMPAPF20203)'. The bottom of the screen shows a Windows taskbar with the date '9/8/2020' and time '4:25 PM'.

Fig 1 :Operations in Academics module



Academics > Regulations

Regulations

Search

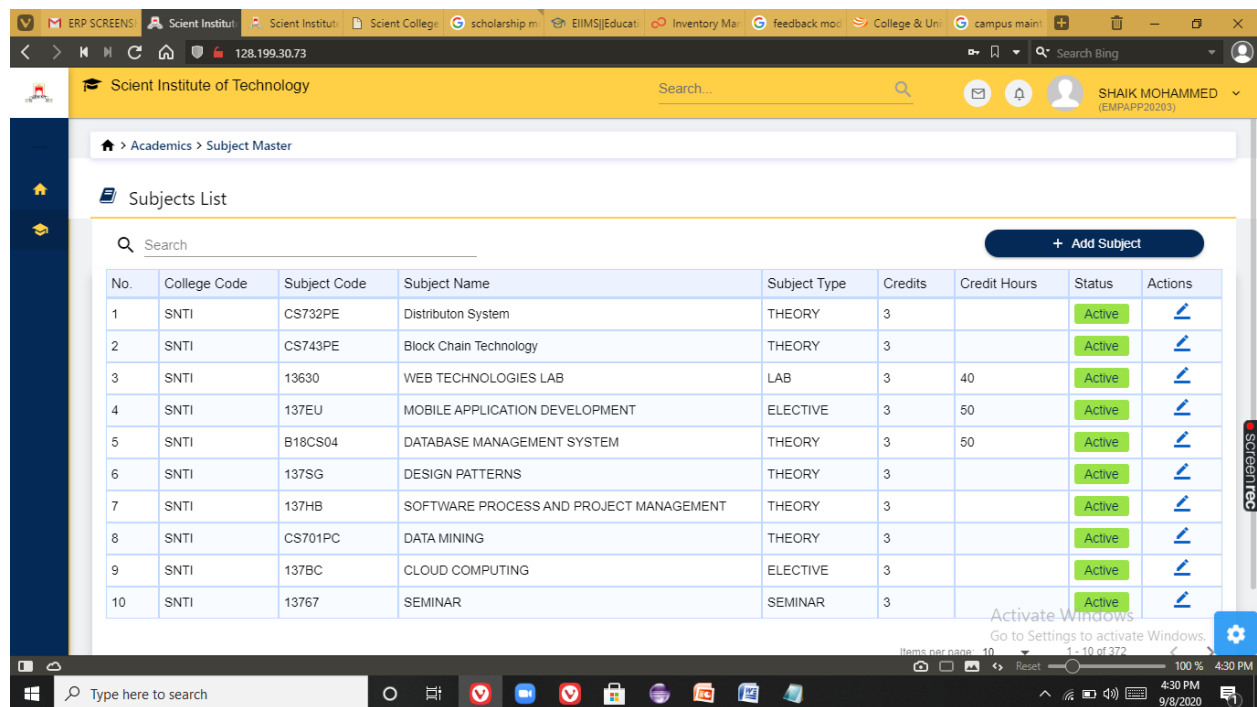
+ Add Regulation

SI.No	College	Course	Regulation Code	Regulation Name	Internal Marks Type	Effective From	Sort Order	Status	Actions
1	SNTI	BTECH	R16	R16	Best of Two	Sep 1, 2020		Active	
2	SNTI	BTECH	R20	R20	Best of Two	Aug 28, 2020	0	Active	
3	SNTI	BTECH	R13	R13		Aug 27, 2019		Active	
4	SNTI	BTECH	R09	R09		Feb 6, 2014	12	Active	
5	SNTI	BTECH	R17	R17		Jan 2, 2017	4	Active	
6	SNTI	BTECH	R18	R18	Best of Two	Jan 2, 2018	5	Active	
7	SNTI	BTECH	R14	R14		Jan 1, 2014	1	Active	
8	SNTI	BTECH	R15	R15		Jun 20, 2018	2	Active	

Items per page: 10 1 - 8 of 8

Activate Windows
Go to Settings to activate Windows.

Fig 2: Regulations



Academics > Subject Master

Subjects List

Search

+ Add Subject

No.	College Code	Subject Code	Subject Name	Subject Type	Credits	Credit Hours	Status	Actions
1	SNTI	CS732PE	Distributon System	THEORY	3		Active	
2	SNTI	CS743PE	Block Chain Technology	THEORY	3		Active	
3	SNTI	13630	WEB TECHNOLOGIES LAB	LAB	3	40	Active	
4	SNTI	137EU	MOBILE APPLICATION DEVELOPMENT	ELECTIVE	3	50	Active	
5	SNTI	B18CS04	DATABASE MANAGEMENT SYSTEM	THEORY	3	50	Active	
6	SNTI	137SG	DESIGN PATTERNS	THEORY	3		Active	
7	SNTI	137HB	SOFTWARE PROCESS AND PROJECT MANAGEMENT	THEORY	3		Active	
8	SNTI	CS701PC	DATA MINING	THEORY	3		Active	
9	SNTI	137BC	CLOUD COMPUTING	ELECTIVE	3		Active	
10	SNTI	13767	SEMINAR	SEMINAR	3		Active	

Items per page: 10 1 - 10 of 372

Activate Windows
Go to Settings to activate Windows.

Fig 3: Subject master

ERP SCREENS
Scient Institut
Scient Institut
Scient College
scholarship m
EIMSI|Educati
Inventory Ma
feedback mor
College & Un
campus main

128.199.30.73
Search Bing

Scient Institute of Technology
Search...
SHAIK MOHAMMED (EMPAPP20203)

Academics > University Curriculum Regulation Subjects

University Curriculum Regulation Subjects

Course : SNTI / BTECH / CSE / I YEAR I SEM

Regulation : R20

+ Add Regulation Subject

+ New Subject

No.	Course Name	Course Code	Lecture	Tutorial	Practical	Credits	Actions
1	DATABASE MANAGEMENT SYSTEM	B18CS04	0	0	0	3	✖
2	MOBILE APPLICATION DEVELOPMENT	137EU	0	0	0	3	✖
3	WEB TECHNOLOGIES LAB	13630	0	0	0	3	✖

Back
Save

Activate Windows
Go to Settings to activate Windows.

Copyright © 2018 Genesis TechSystems

Fig 4: University curriculum

ERP SCREENS
Scient Institut
Scient Institut
Scient College
scholarship m
EIMSI|Educati
Inventory Ma
feedback mor
College & Un
campus main

128.199.30.73
Search Bing

Scient Institute of Technology
Search...
SHAIK MOHAMMED (EMPAPP20203)

Academics > Assign Course Year Subjects

Assign Course Year Subjects

College *
SNTI

Course *
BTECH

Course Group *
CSE

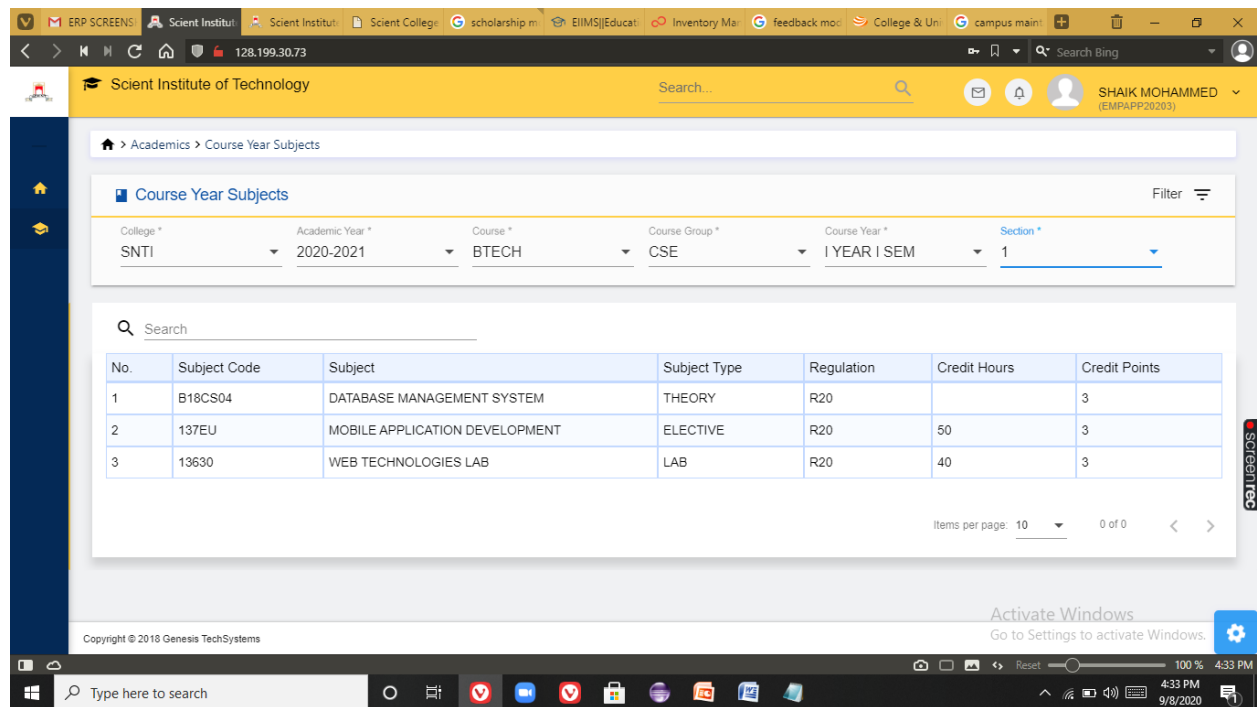
Academic Year *
2020-2021

Filter

Search

Sl.No	Course Year	Regulation	Academic Year	Actions
1	I YEAR I SEM	R20	2020-2021	Assign Subjects
2	I YEAR II SEM			Assign Subjects
3	II YEAR I SEM			Assign Subjects
4	II YEAR II SEM			Assign Subjects
5	III YEAR I SEM			Assign Subjects
6	III YEAR II SEM			Assign Subjects
7	IV YEAR I SEM	R16	2020-2021	Assign Subjects
8	IV YEAR II SEM			Assign Subjects

Fig 5: Assigning course year subjects



Academics > Course Year Subjects

Course Year Subjects

College * SNTI Academic Year * 2020-2021 Course * BTECH Course Group * CSE Course Year * 1 YEAR I SEM Section * 1

Search

No.	Subject Code	Subject	Subject Type	Regulation	Credit Hours	Credit Points
1	B18CS04	DATABASE MANAGEMENT SYSTEM	THEORY	R20		3
2	137EU	MOBILE APPLICATION DEVELOPMENT	ELECTIVE	R20	50	3
3	13630	WEB TECHNOLOGIES LAB	LAB	R20	40	3

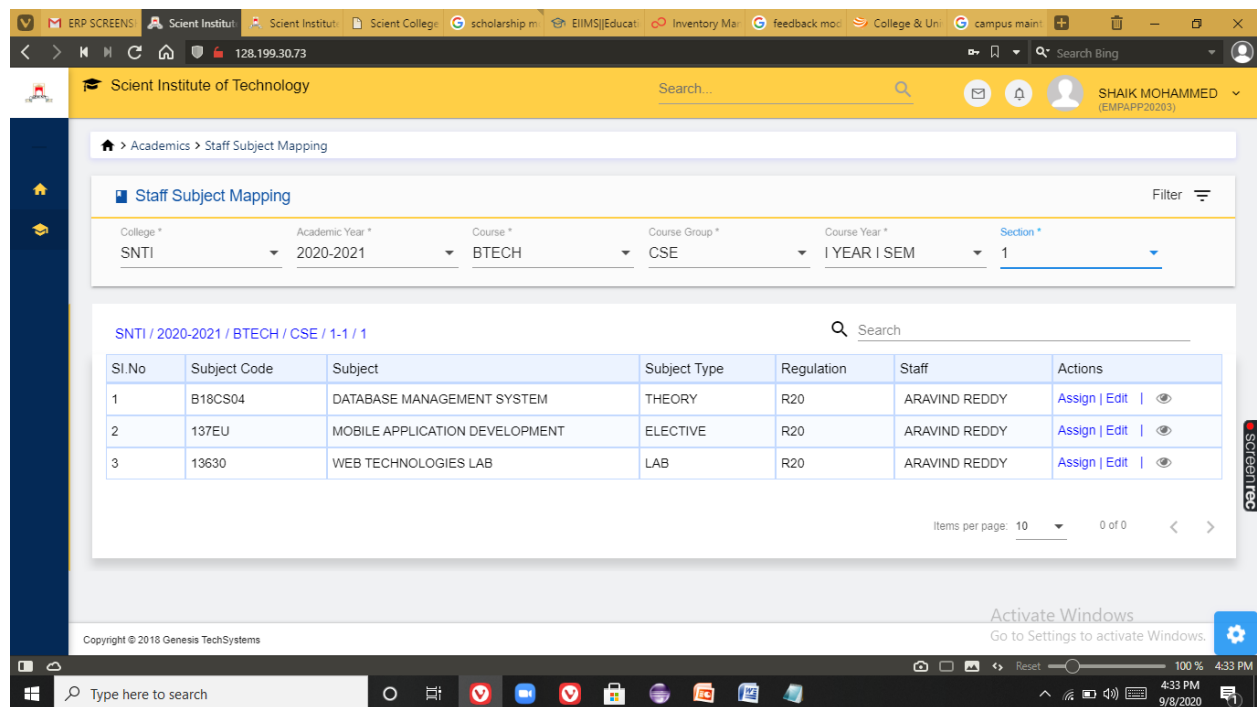
Items per page: 10 0 of 0

Copyright © 2018 Genesis TechSystems

Activate Windows
Go to Settings to activate Windows.

4:33 PM 9/8/2020

Fig 6: Course year subjects



Academics > Staff Subject Mapping

Staff Subject Mapping

College * SNTI Academic Year * 2020-2021 Course * BTECH Course Group * CSE Course Year * 1 YEAR I SEM Section * 1

SNTI / 2020-2021 / BTECH / CSE / 1-1 / 1

Search

Sl.No	Subject Code	Subject	Subject Type	Regulation	Staff	Actions
1	B18CS04	DATABASE MANAGEMENT SYSTEM	THEORY	R20	ARAVIND REDDY	Assign Edit
2	137EU	MOBILE APPLICATION DEVELOPMENT	ELECTIVE	R20	ARAVIND REDDY	Assign Edit
3	13630	WEB TECHNOLOGIES LAB	LAB	R20	ARAVIND REDDY	Assign Edit

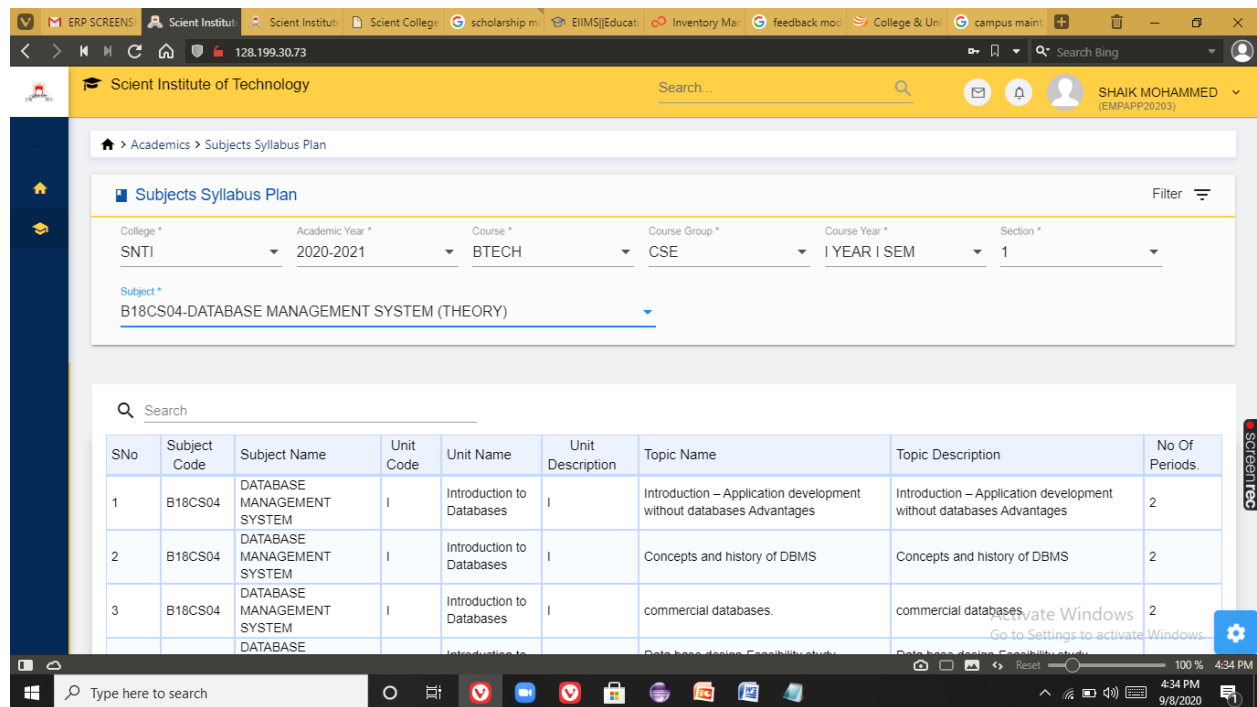
Items per page: 10 0 of 0

Copyright © 2018 Genesis TechSystems

Activate Windows
Go to Settings to activate Windows.

4:33 PM 9/8/2020

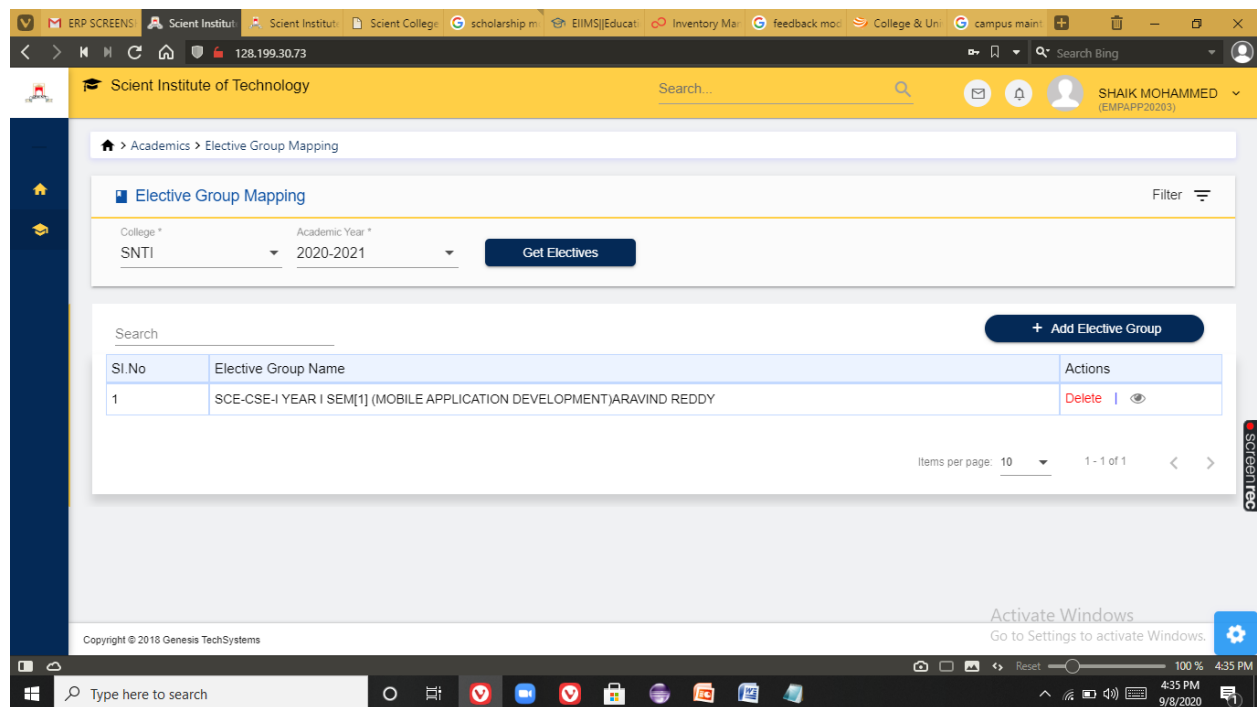
Fig 7: Staff subject mapping



The screenshot shows the 'Subjects Syllabus Plan' page. The filters are set to: College: SNTI, Academic Year: 2020-2021, Course: BTECH, Course Group: CSE, Course Year: I YEAR I SEM, and Section: 1. The selected subject is B18CS04-DATABASE MANAGEMENT SYSTEM (THEORY).

SNo	Subject Code	Subject Name	Unit Code	Unit Name	Unit Description	Topic Name	Topic Description	No Of Periods.
1	B18CS04	DATABASE MANAGEMENT SYSTEM	I	Introduction to Databases	I	Introduction – Application development without databases Advantages	Introduction – Application development without databases Advantages	2
2	B18CS04	DATABASE MANAGEMENT SYSTEM	I	Introduction to Databases	I	Concepts and history of DBMS	Concepts and history of DBMS	2
3	B18CS04	DATABASE MANAGEMENT SYSTEM	I	Introduction to Databases	I	commercial databases.	commercial databases.	2

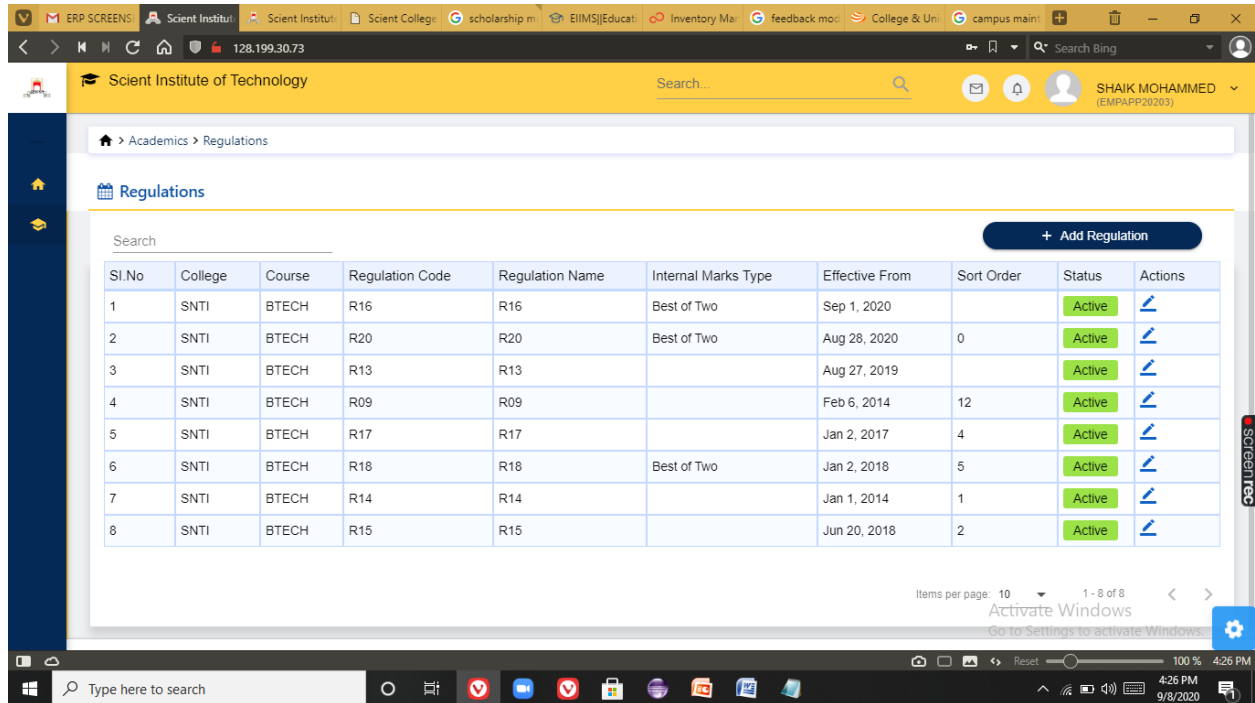
Fig 8 : Subject Syllabus plan



The screenshot shows the 'Elective Group Mapping' page. The filters are set to: College: SNTI, Academic Year: 2020-2021. A 'Get Electives' button is visible. The table below shows the mapping details.

Sl.No	Elective Group Name	Actions
1	SCE-CSE-I YEAR I SEM[1] (MOBILE APPLICATION DEVELOPMENT)ARAVIND REDDY	Delete Eye

Fig 9 : Elective group mapping



Sl.No	College	Course	Regulation Code	Regulation Name	Internal Marks Type	Effective From	Sort Order	Status	Actions
1	SNTI	BTECH	R16	R16	Best of Two	Sep 1, 2020		Active	Edit
2	SNTI	BTECH	R20	R20	Best of Two	Aug 28, 2020	0	Active	Edit
3	SNTI	BTECH	R13	R13		Aug 27, 2019		Active	Edit
4	SNTI	BTECH	R09	R09		Feb 6, 2014	12	Active	Edit
5	SNTI	BTECH	R17	R17		Jan 2, 2017	4	Active	Edit
6	SNTI	BTECH	R18	R18	Best of Two	Jan 2, 2018	5	Active	Edit
7	SNTI	BTECH	R14	R14		Jan 1, 2014	1	Active	Edit
8	SNTI	BTECH	R15	R15		Jun 20, 2018	2	Active	Edit

Fig 10: Regulations addition

4) STUDENT INFORMATION SYSTEM

In this module we can extract the details of students. Using this module we can add student details, List of students detained and promoted, Passed out students information, subjects allotted to the students. Admin can generate the roll num of a student. Operations performed in this module are:

- Student Details
- Student promotions
- Students Detain
- Student Re-Admission
- Student Discontinue
- Generate Student Roll No
- Student Subjects

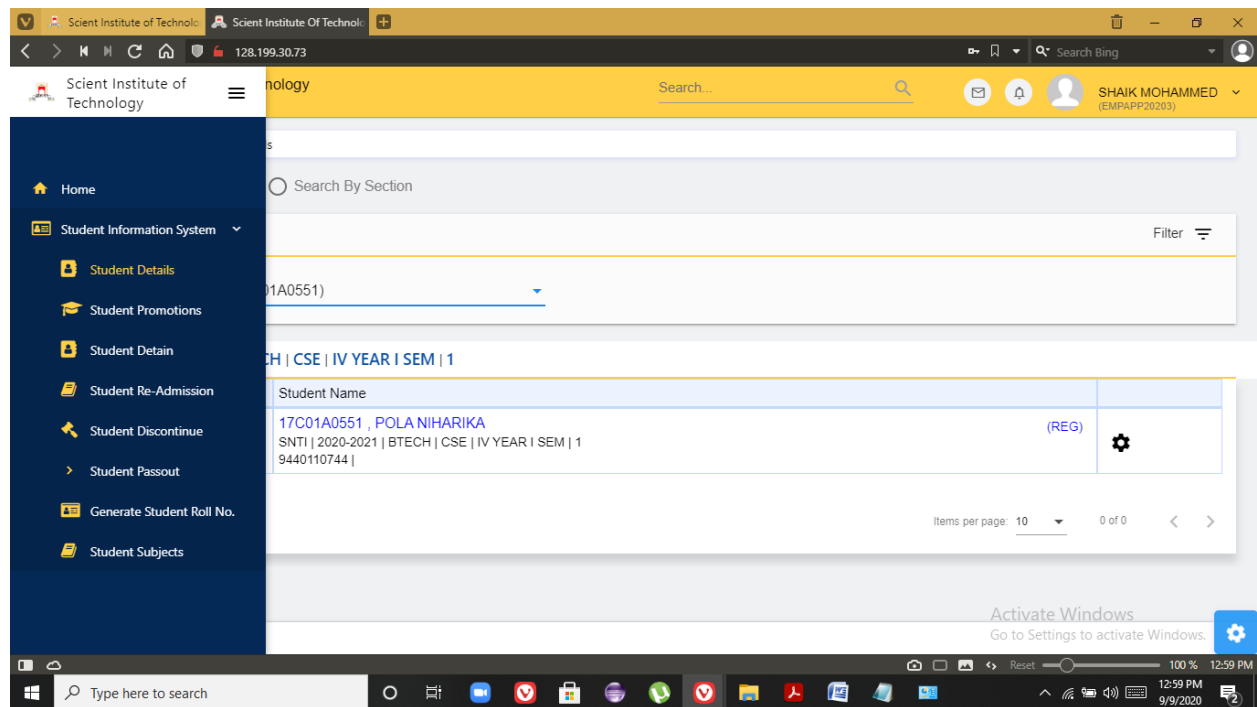


Fig 1 : Operations performed in Students Information System

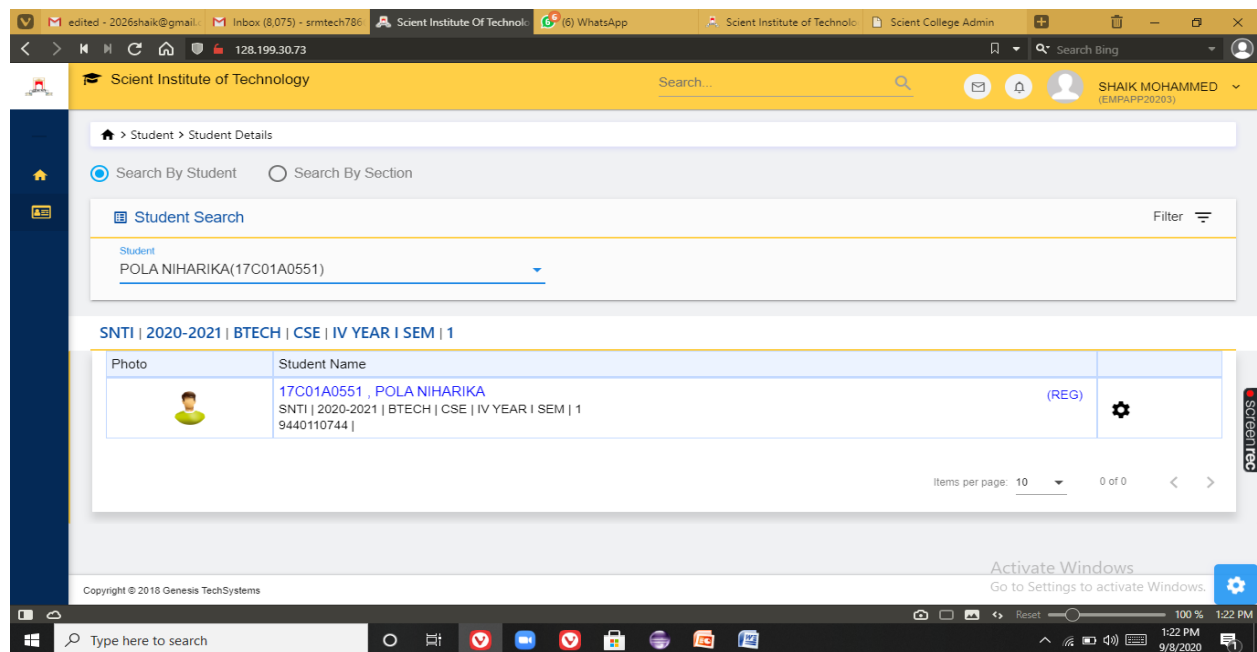


Fig 2 : Student details

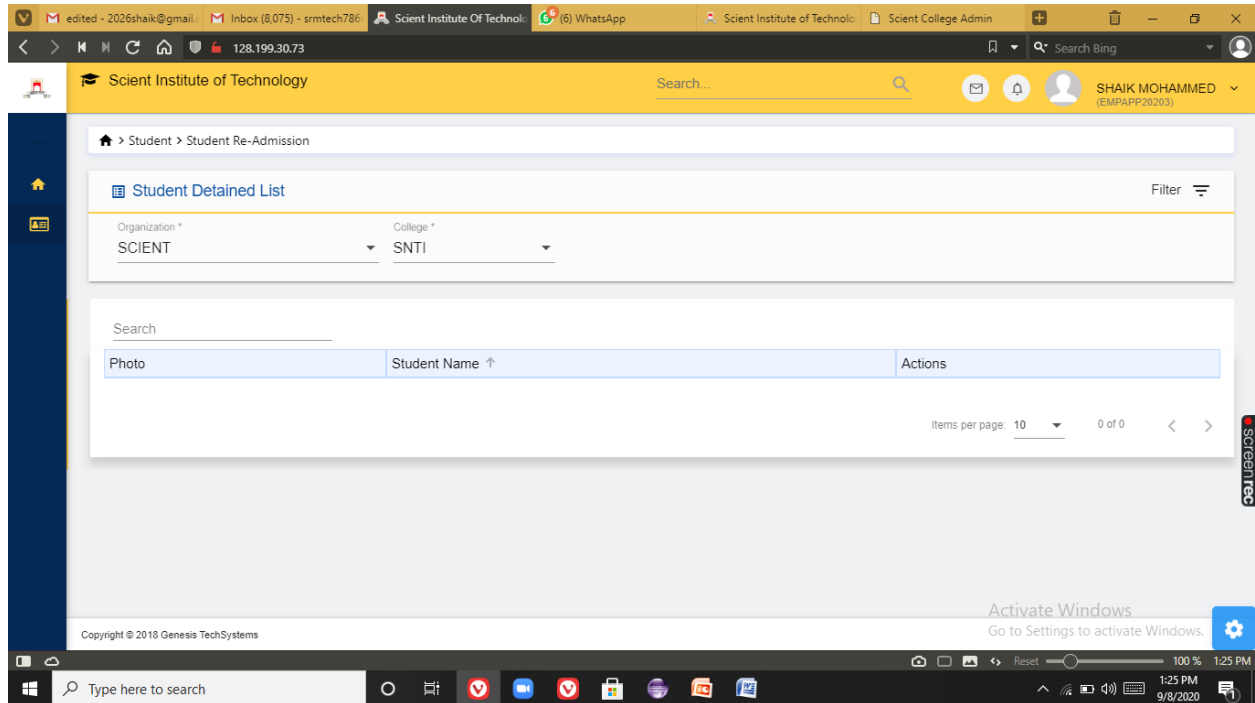
Fig 3 : Student promotions

Sl.No	Roll No.	Student Name	Select
1	17C01A0540	MEDIPALLY DEEPAK	<input checked="" type="checkbox"/>

SELECTED STUDENT LIST 1

MEDIPALLY DEEPAK -(17C01A0540) Detain Reason

Fig 4 : Detention of the student



Student > Student Re-Admission

Student Detained List

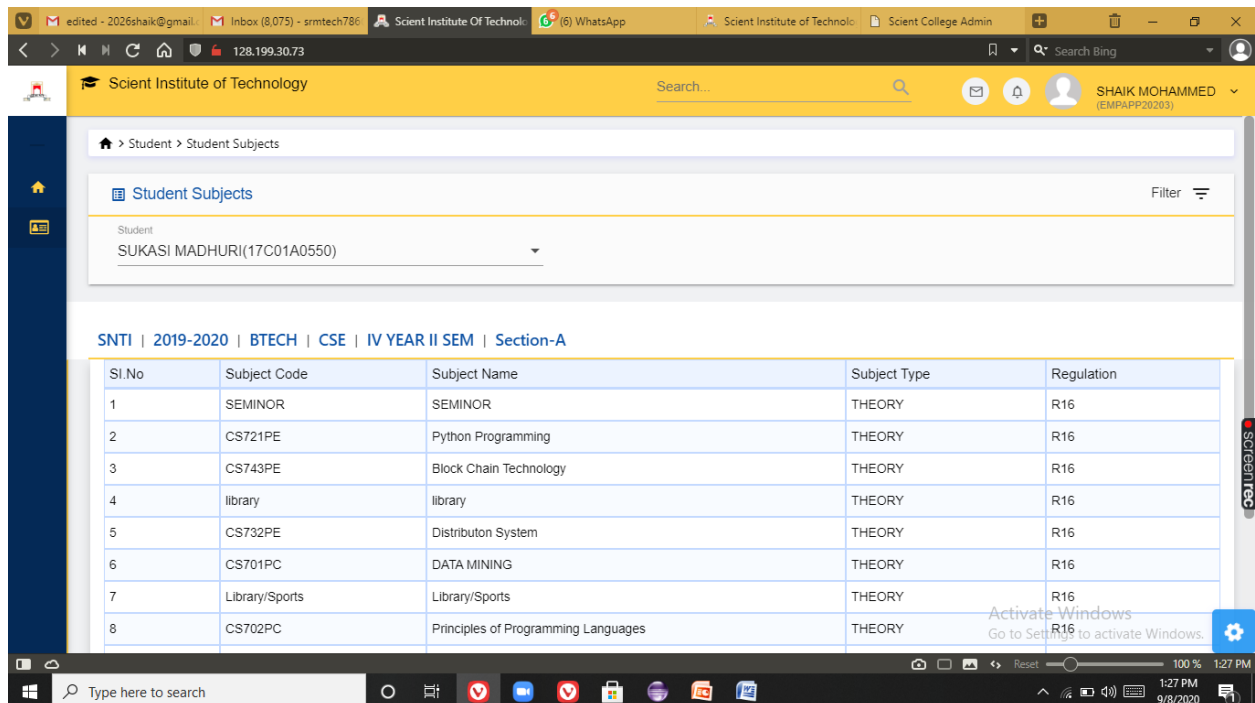
Organization * SCIENT College * SNTI

Search

Photo	Student Name ↑	Actions
Items per page: 10 0 of 0 < >		

Copyright © 2018 Genesis TechSystems

Fig5: To extract the list of students detained



Student > Student Subjects

Student Subjects

Student SUKASI MADHURI(17C01A0550)

SNTI | 2019-2020 | BTECH | CSE | IV YEAR II SEM | Section-A

Sl.No	Subject Code	Subject Name	Subject Type	Regulation
1	SEMINOR	SEMINOR	THEORY	R16
2	CS721PE	Python Programming	THEORY	R16
3	CS743PE	Block Chain Technology	THEORY	R16
4	library	library	THEORY	R16
5	CS732PE	Distributon System	THEORY	R16
6	CS701PC	DATA MINING	THEORY	R16
7	Library/Sports	Library/Sports	THEORY	R16
8	CS702PC	Principles of Programming Languages	THEORY	R16

Fig 6 : List of subjects allotted to the students

5)HR & PAYROLL

In this module administration department can track the employees details ,salary details,leave management,payslip generations etc.Operations performed in this module are:

- Department head
- Employee
- Admin payroll
- Leave Management

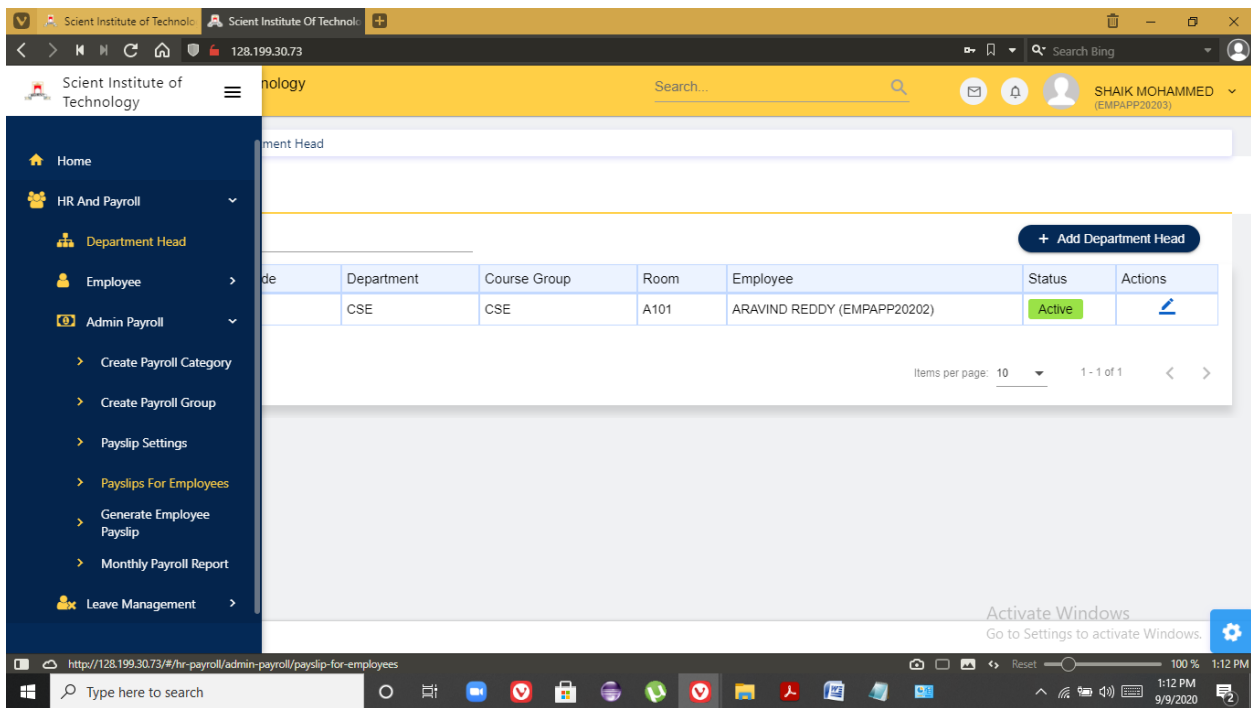
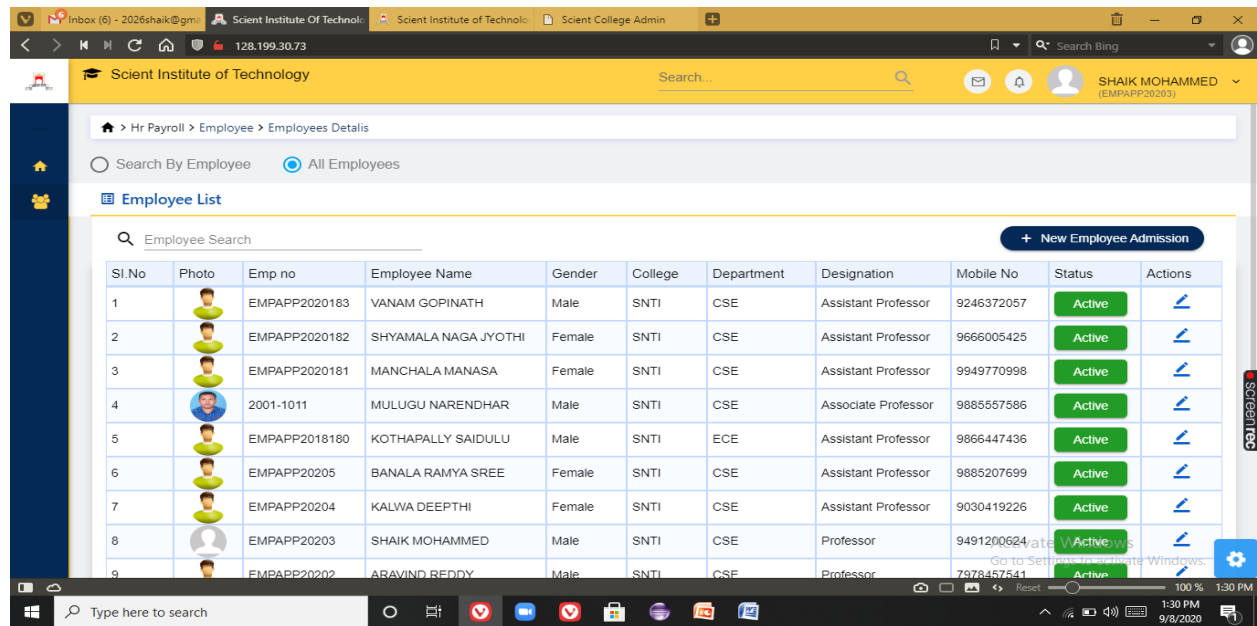
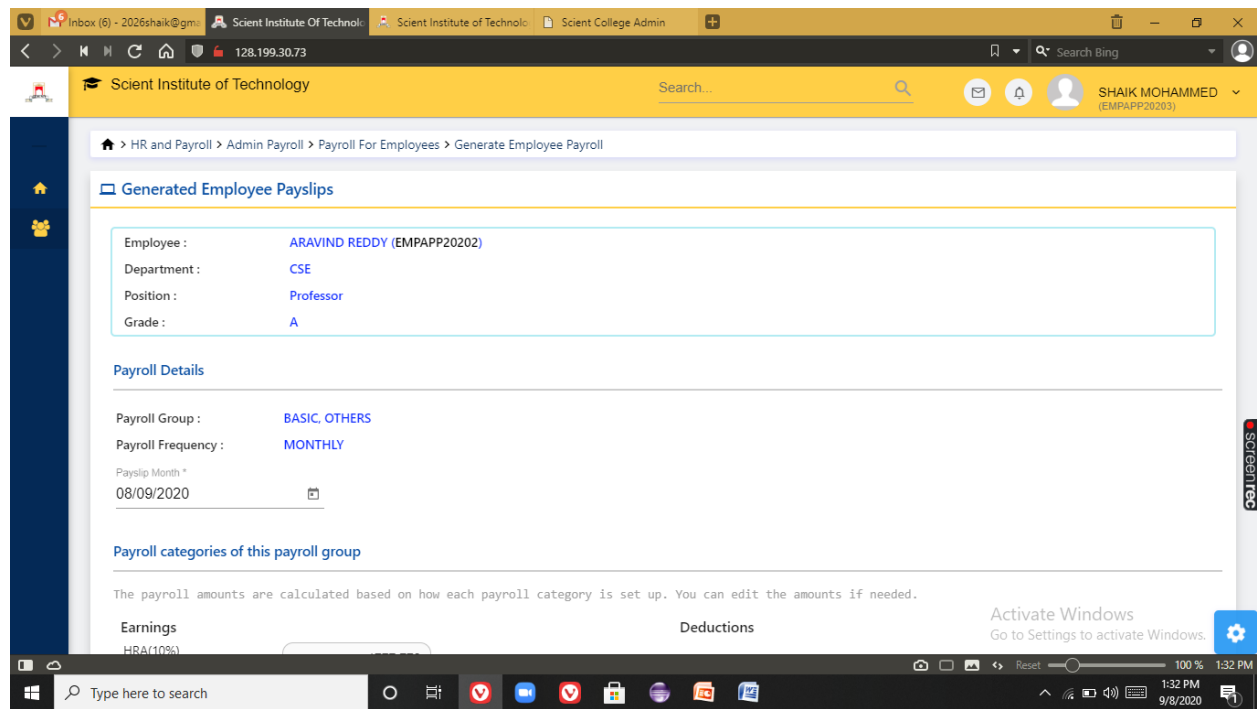


Fig 1: Operations performed in HR & Payroll



Sl.No	Photo	Emp no	Employee Name	Gender	College	Department	Designation	Mobile No	Status	Actions
1		EMPAPP2020183	VANAM GOPINATH	Male	SNTI	CSE	Assistant Professor	9246372057	Active	
2		EMPAPP2020182	SHYAMALA NAGA JYOTHI	Female	SNTI	CSE	Assistant Professor	9666005425	Active	
3		EMPAPP2020181	MANCHALA MANASA	Female	SNTI	CSE	Assistant Professor	9949770998	Active	
4		2001-1011	MULUGU NARENDHAR	Male	SNTI	CSE	Associate Professor	9885557586	Active	
5		EMPAPP2018180	KOTHAPALLY SAIDULU	Male	SNTI	ECE	Assistant Professor	9866447436	Active	
6		EMPAPP20205	BANALA RAMYA SREE	Female	SNTI	CSE	Assistant Professor	9885207699	Active	
7		EMPAPP20204	KALWA DEEPTHI	Female	SNTI	CSE	Assistant Professor	9030419226	Active	
8		EMPAPP20203	SHAIK MOHAMMED	Male	SNTI	CSE	Professor	9491200624	Active	
9		EMPAPP20202	ARAVIND REDDY	Male	SNTI	CSE	Professor	7978457541	Active	

Fig 2 : List of faculty



Employee : ARAVIND REDDY (EMPAPP20202)

Department : CSE

Position : Professor

Grade : A

Payroll Details

Payroll Group : BASIC, OTHERS

Payroll Frequency : MONTHLY

Payroll Month : 08/09/2020

Payroll categories of this payroll group

The payroll amounts are calculated based on how each payroll category is set up. You can edit the amounts if needed.

Earnings

HRA(10%)

Deductions

Fig 3: Payslip generation

Scient Institute of Technology

Search...

SHAIK MOHAMMED
(EMPAAPP20203)

> HR And Payroll > Leave Management > Leave Types

Leave Types

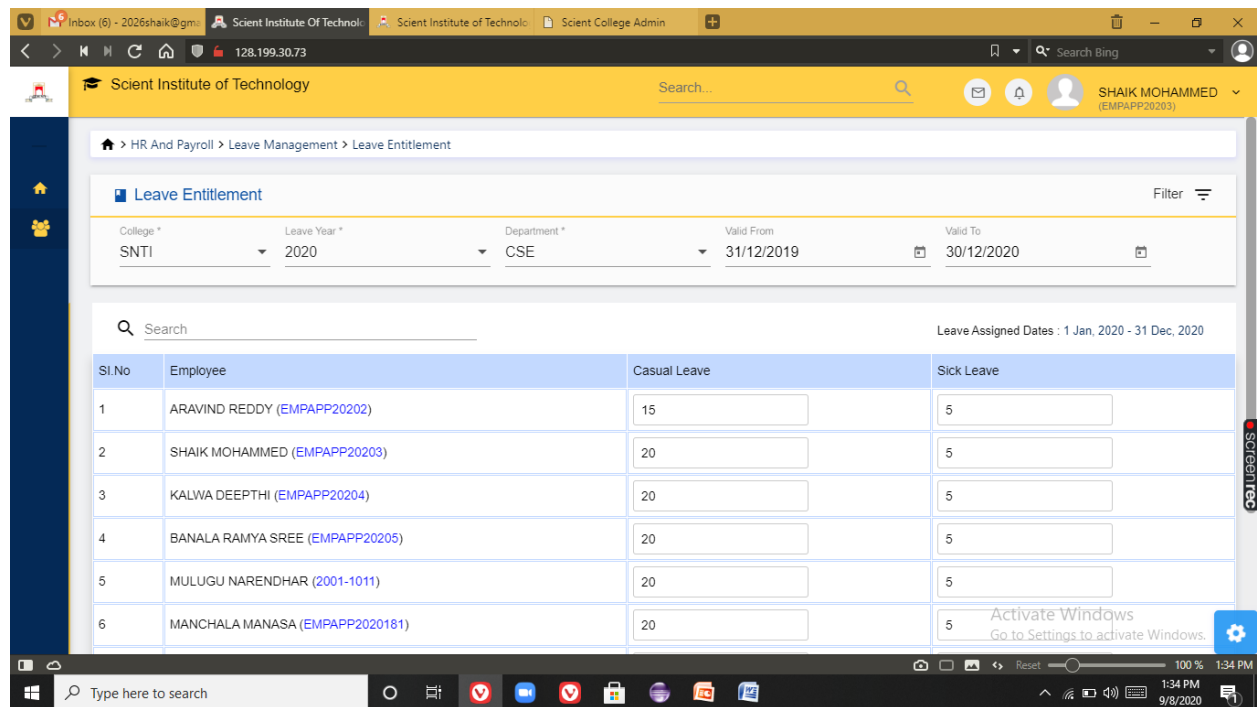
+ Add Leave Type

Sl.No	Leave Code	Leave	Leave Count	Valid From	Valid To	Organization	Status	Actions
1	SL	Sick Leave	5	Jan 1, 2020	Dec 31, 2020	SCIENT	Active	Edit
2	CL	Casual Leave	20	Jan 1, 2020	Dec 31, 2020	SCIENT	Active	Edit

Items per page: 10 1 - 2 of 2 < >

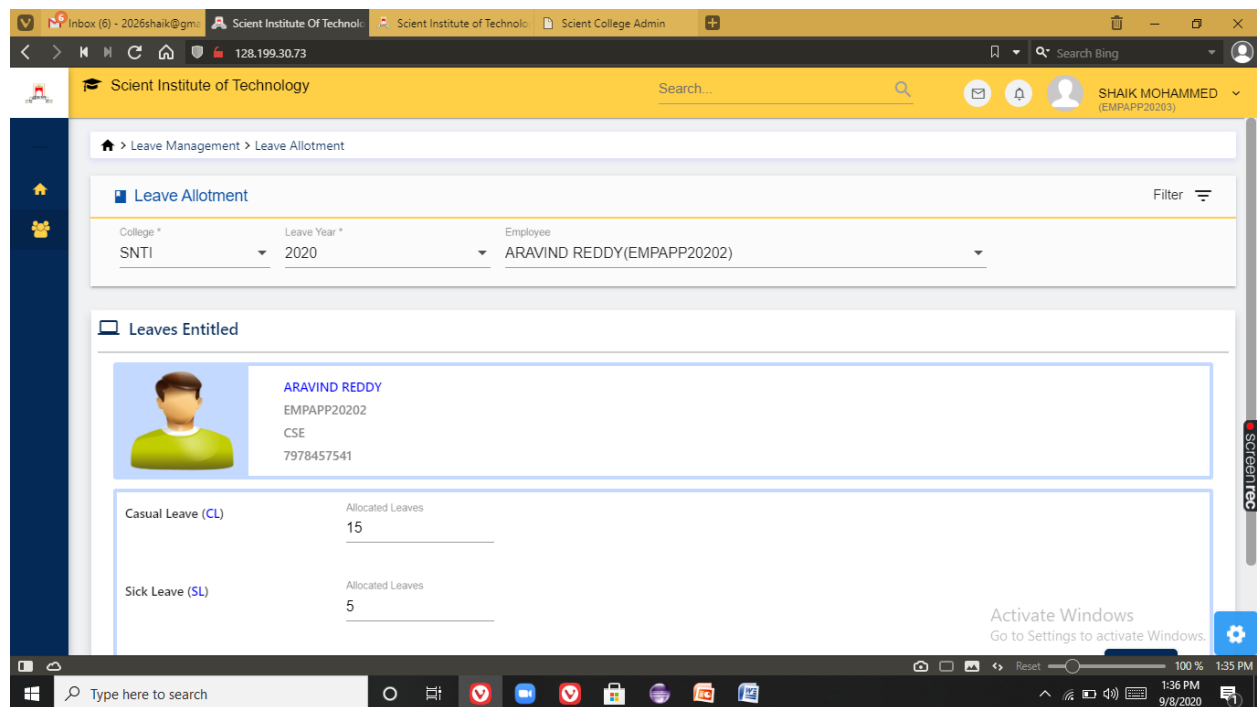
Copyright © 2018 Genesis TechSystems

Page 21



Sl.No	Employee	Casual Leave	Sick Leave
1	ARAVIND REDDY (EMPAPP20202)	15	5
2	SHAIK MOHAMMED (EMPAPP20203)	20	5
3	KALWA DEEPTHI (EMPAPP20204)	20	5
4	BANALA RAMYA SREE (EMPAPP20205)	20	5
5	MULUGU NARENDHAR (2001-1011)	20	5
6	MANCHALA MANASA (EMPAPP2020181)	20	5

Fig 6 : Leave Entitlement for faculty.



Leave Type	Allocated Leaves
Casual Leave (CL)	15
Sick Leave (SL)	5

Fig 7 : Leave approvals

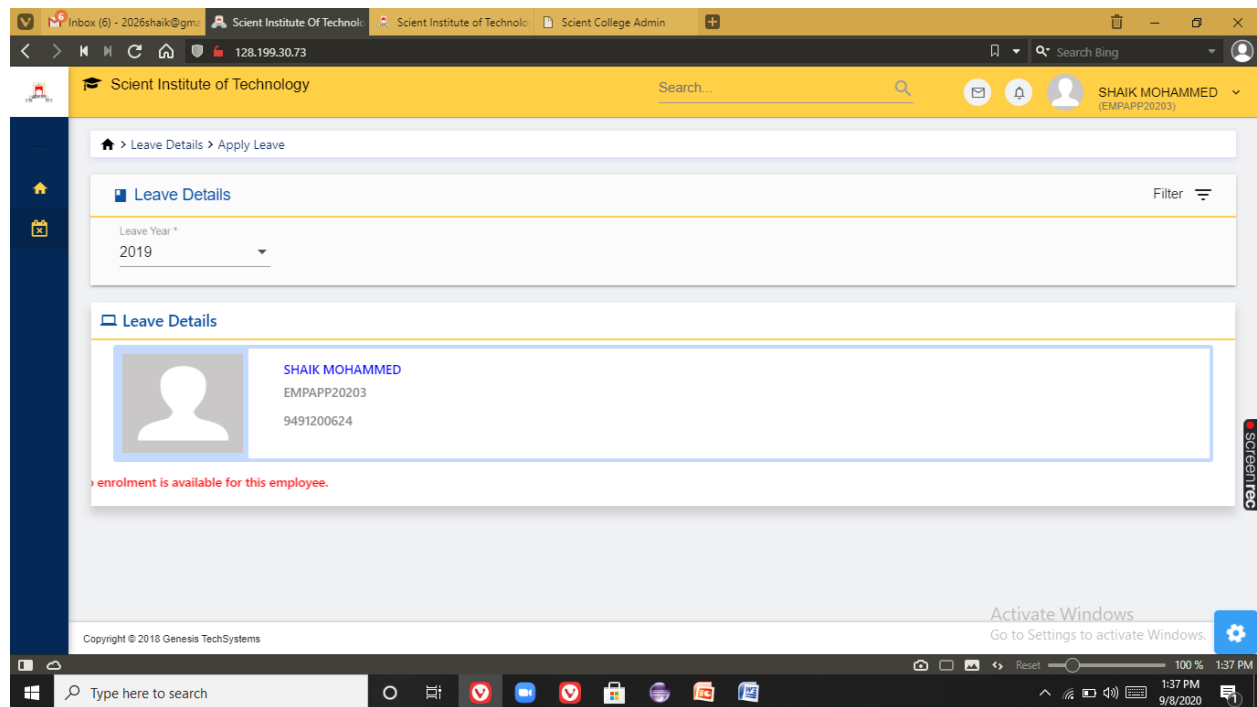


Fig 8: Track faculty leaves

8) ACCOUNTS AND FEES

This module is managed by admin. Using this module he can create fee masters like creating fee structure, Fee particulars, Fee categories, Fee collection, Generation of reports

Under fees collection session admin can perform following activities

- Allocate fees to student
- Bus fee payment
- Library fee payment
- Generating fee receipt
- Fee receipt refunds
- Student fee collection
- Faculty bus fee collection

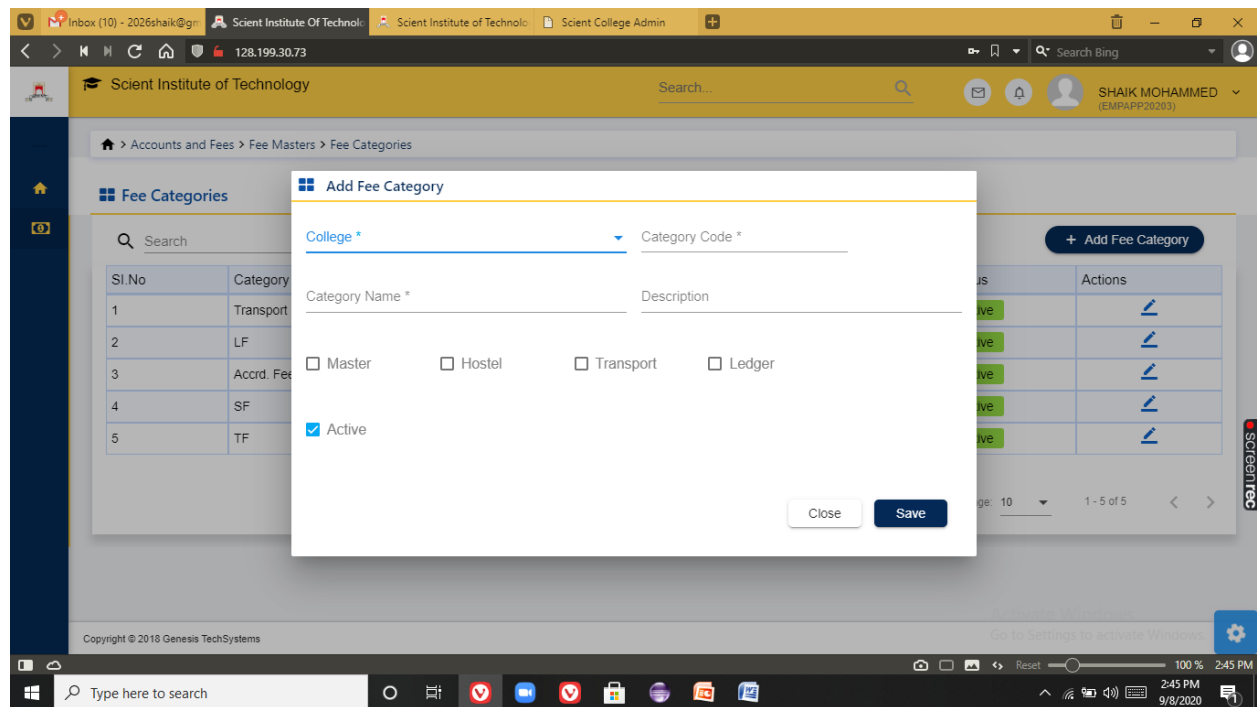


Fig 1 : Adding fees category

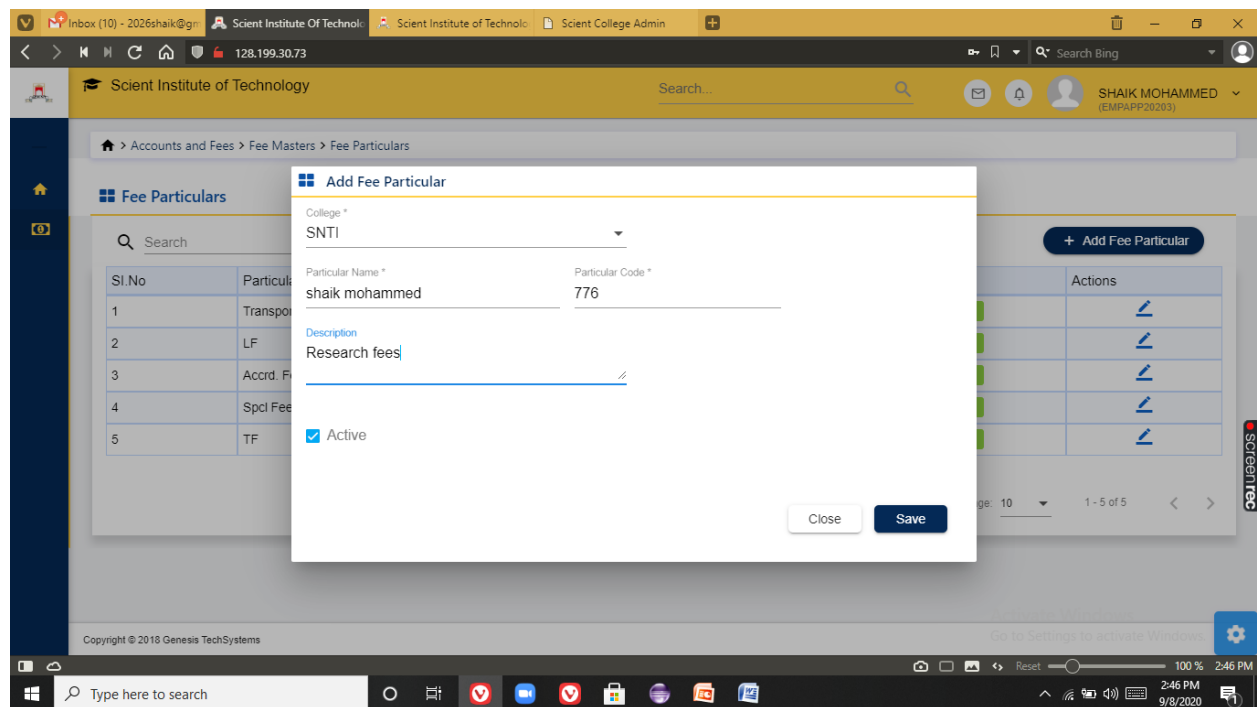


Fig 2 : Adding fee particulars

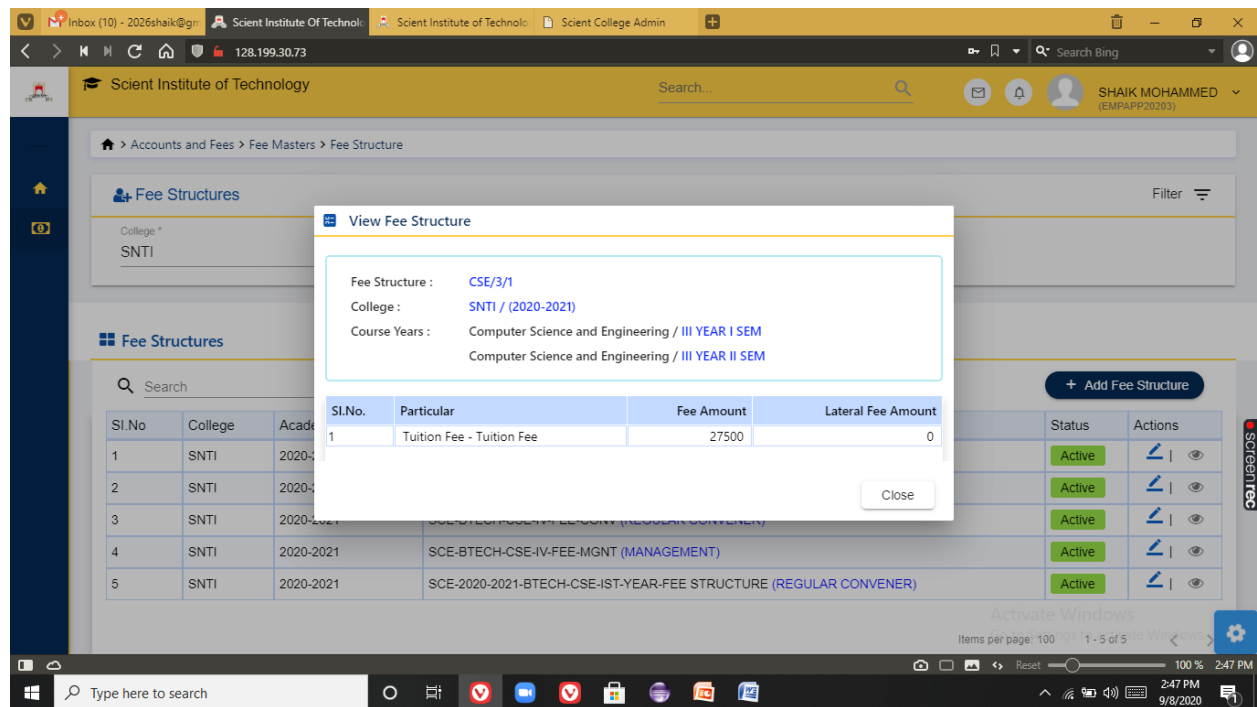


Fig 3 : View fee structure of a student

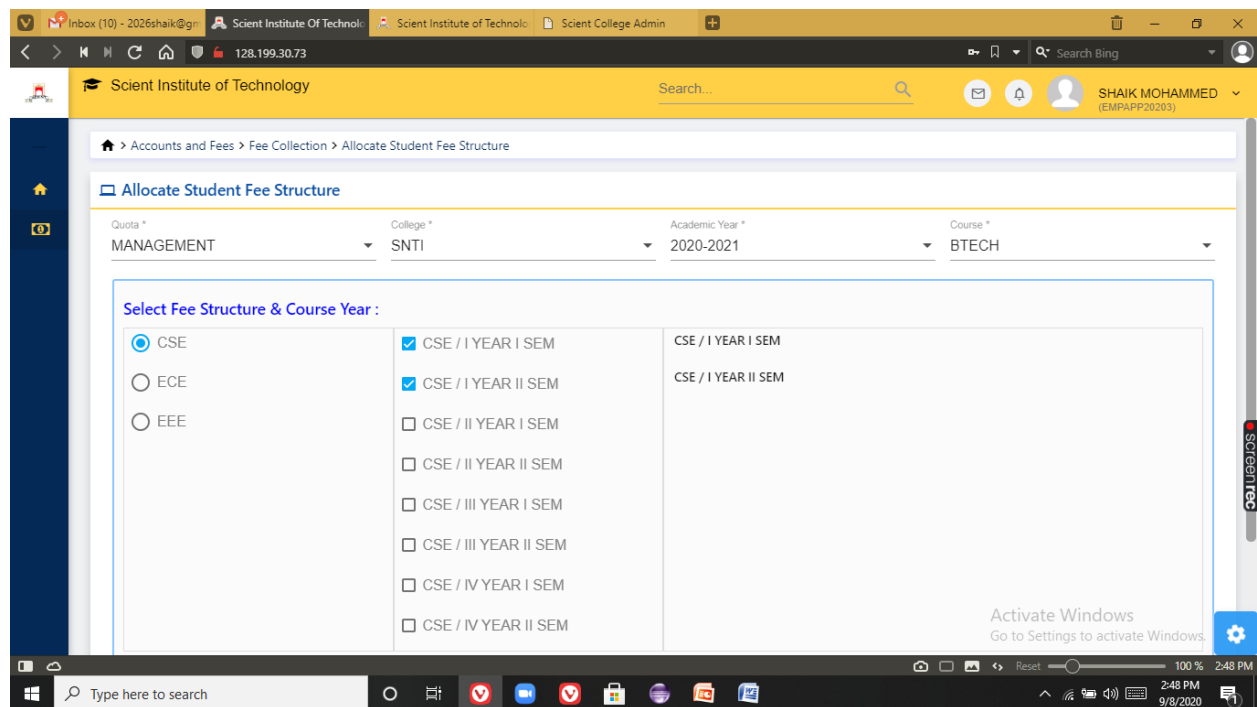



Fig 4 : Allocation of fee structure

Scientist Institute of Technology

Accounts and Fees > Fee Collection > Bus Fee Payment

Bus Fee Payment

Student *
POLA NIHARIKA(17C01A0551)



RAM REDDY (REGULAR)

17C01A0566
SNTI / 2020-2021 / BTECH / CSE / IV YEAR I SEM / Section 1
7032738937

Quota : **REGULAR CONVENER**

Student Status : **IN COLLEGE**

Student Fee Data

Structure	Course	Status	Pay Details
SCE-BTECH-CSE-IV-FEE-CONV Active	IV YEAR I SEM (2020-2021)	Due	Pay Details

Page 26

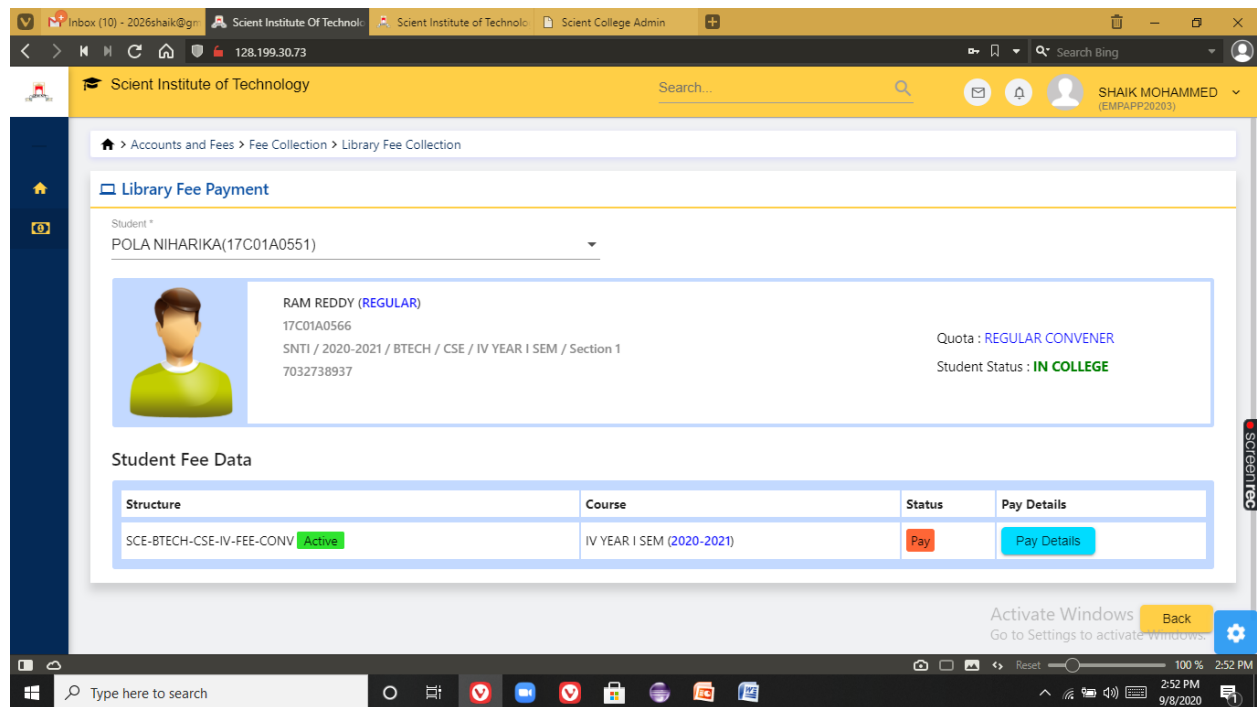


Fig 7 : Library fee payment

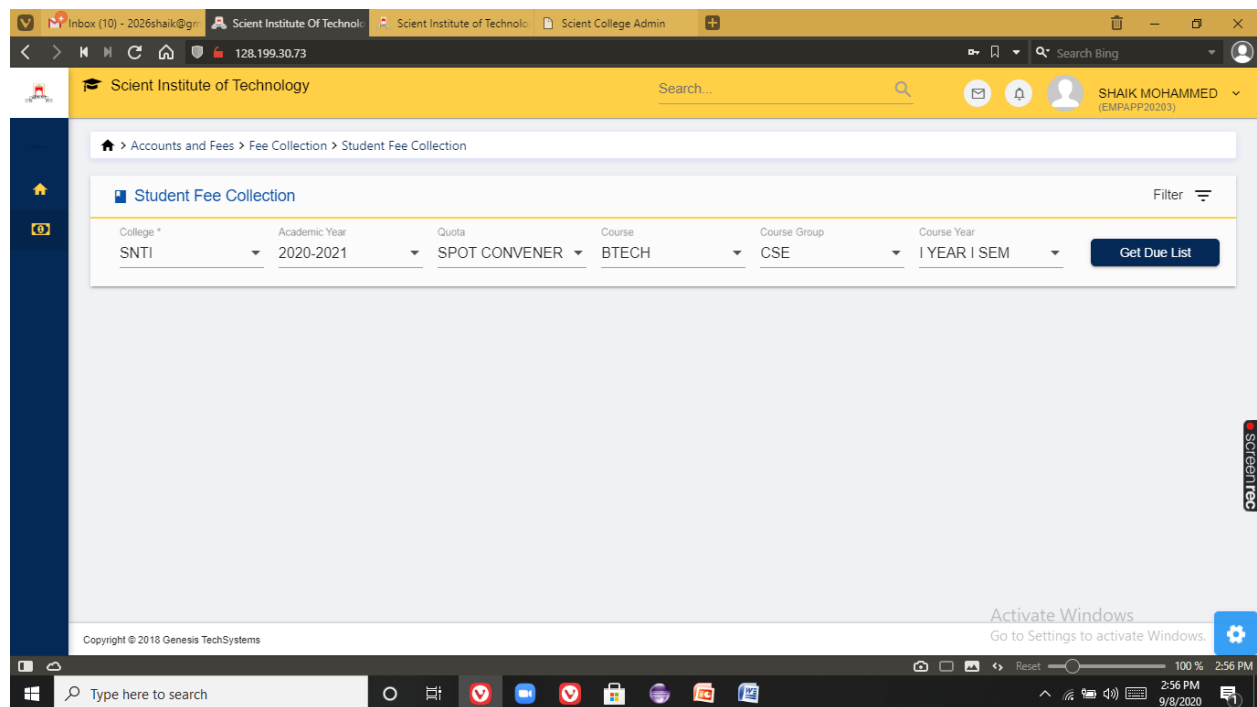
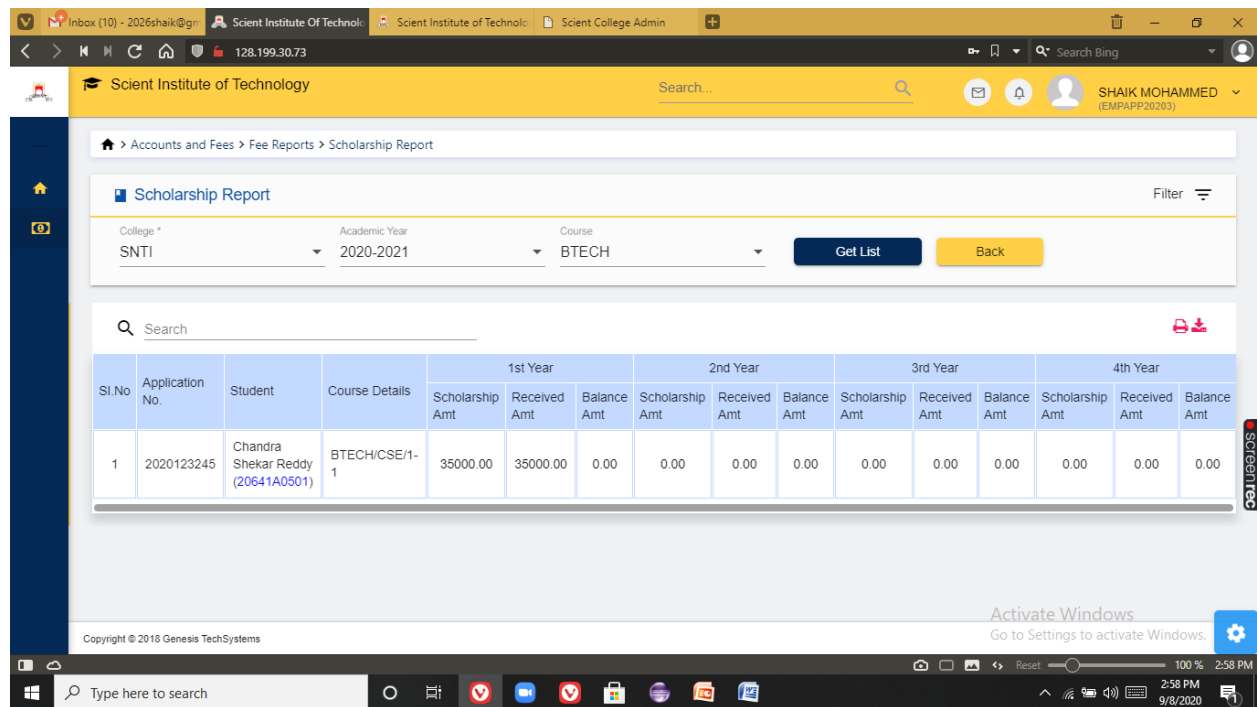


Fig 8 : Tracking the details of student fee collection



Scholarship Report

College * SNTI Academic Year 2020-2021 Course BTECH Get List Back

Search 🖨 📄

Sl.No	Application No.	Student	Course Details	1st Year			2nd Year			3rd Year			4th Year		
				Scholarship Amt	Received Amt	Balance Amt	Scholarship Amt	Received Amt	Balance Amt	Scholarship Amt	Received Amt	Balance Amt	Scholarship Amt	Received Amt	Balance Amt
1	2020123245	Chandra Shekar Reddy (20641A0501)	BTECH/CSE/1-1	35000.00	35000.00	0.00	0.00	0.00	0.00	0.00	0.00	0.00	0.00	0.00	0.00

Copyright © 2018 Genesis TechSystems

Fig 9 : Getting scholarship report of the students

9)SCHOLARSHIP MANAGEMENT

This module stores all the types of scholarships, and the list of all the students who have applied for scholarship. Scholarships are applied by college on behalf of the students, which are sanctioned by government and trusts. Each and every student scholarship details are monitored by administrative officer in very ease mode since they have all details of applied student in very proper arranged manner.Functionalities in this module are

- Scholarship application
- Scholarship proceedings
- Account proceedings

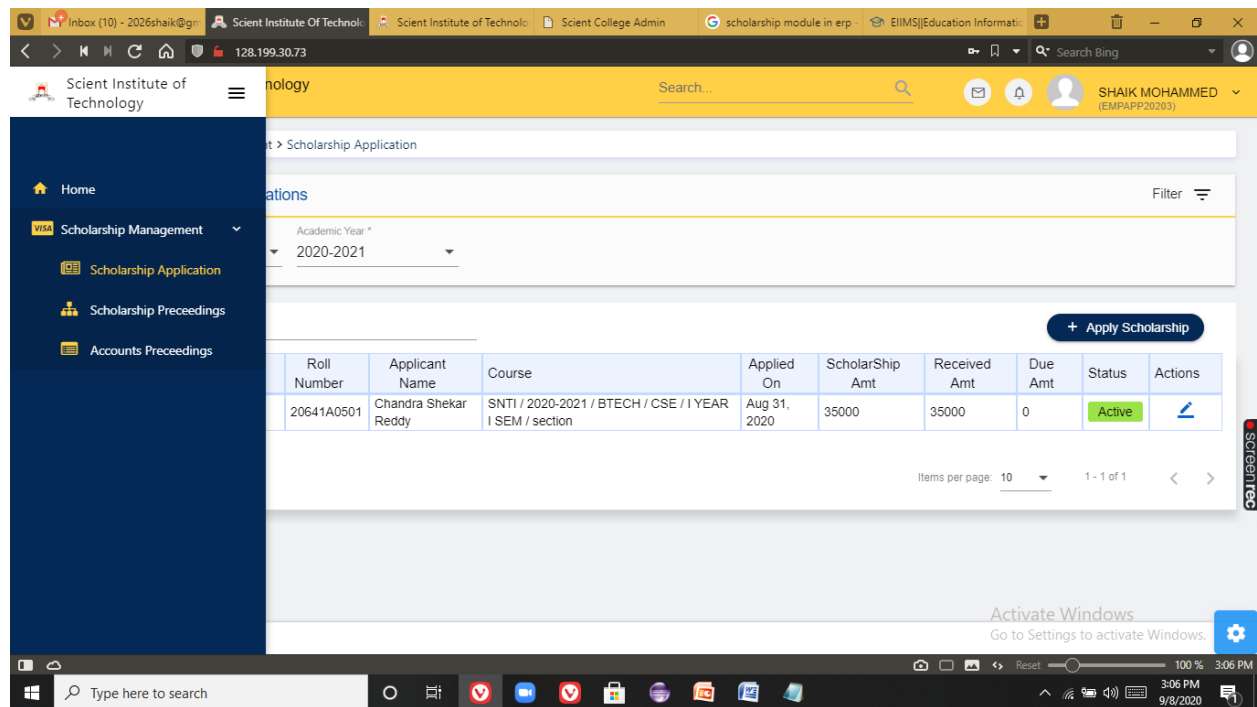


Fig 1 : Scholarship Management

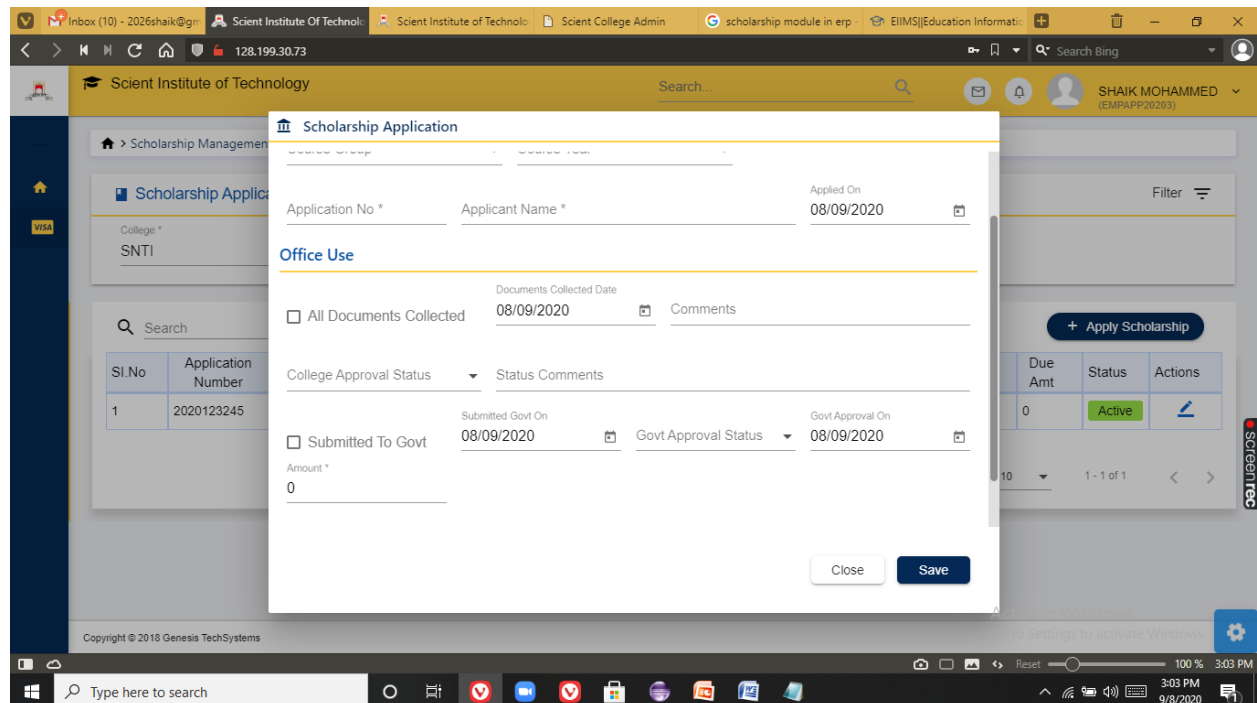
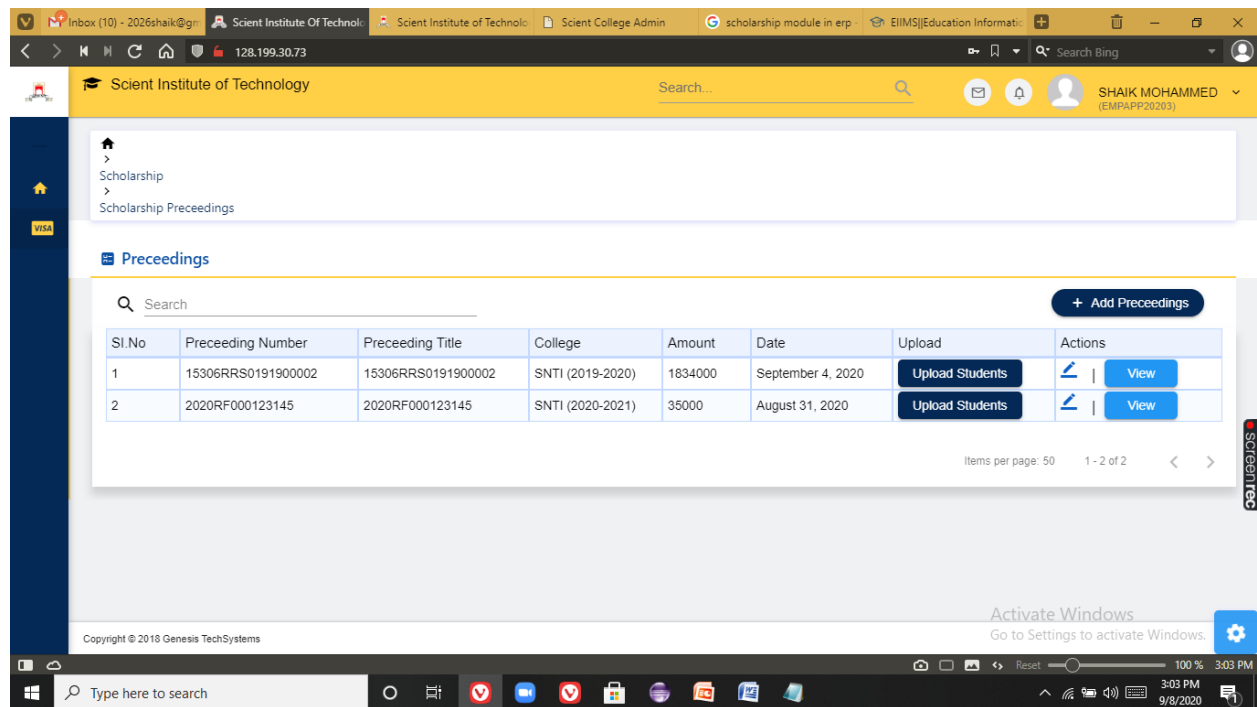


Fig 2 : Scholarship application



Scholarship Proceedings

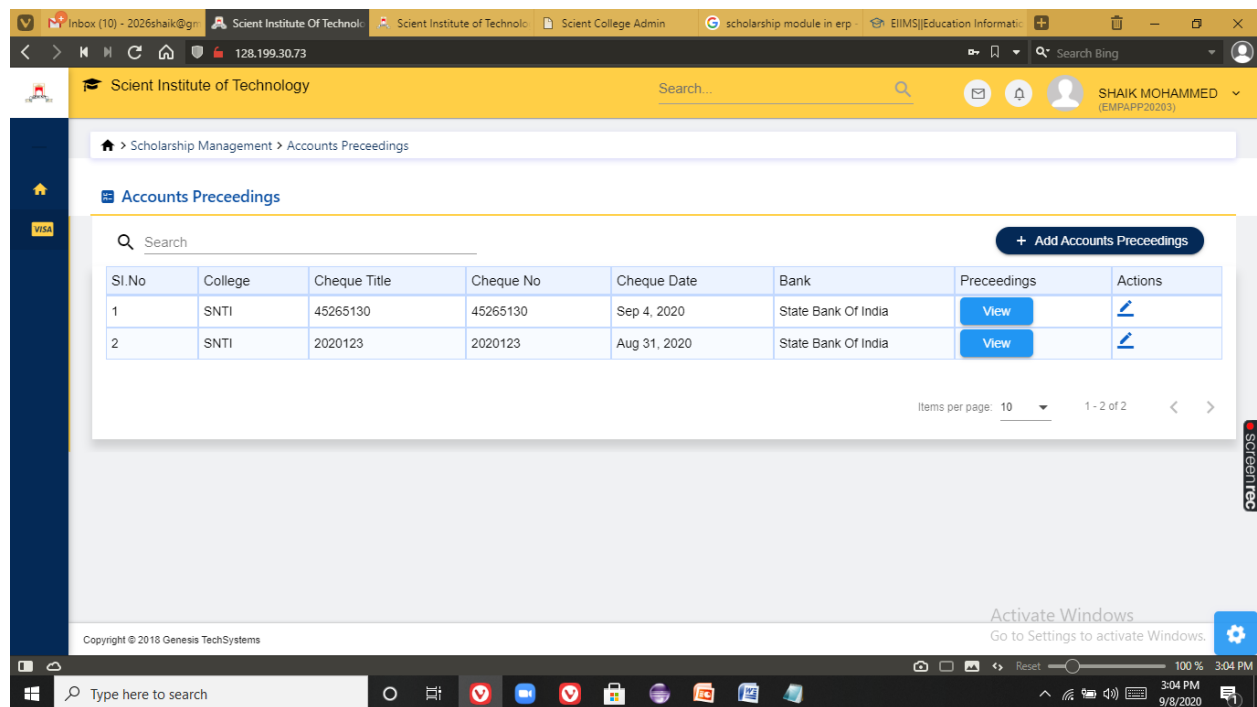
Search

+ Add Proceedings

Sl.No	Preceding Number	Preceding Title	College	Amount	Date	Upload	Actions
1	15306RRS0191900002	15306RRS0191900002	SNTI (2019-2020)	1834000	September 4, 2020	Upload Students	View
2	2020RF000123145	2020RF000123145	SNTI (2020-2021)	35000	August 31, 2020	Upload Students	View

Items per page: 50 1 - 2 of 2

Fig 2 : Scholarship proceedings



Accounts Proceedings

Search

+ Add Accounts Proceedings

Sl.No	College	Cheque Title	Cheque No	Cheque Date	Bank	Proceedings	Actions
1	SNTI	45265130	45265130	Sep 4, 2020	State Bank Of India	View	View
2	SNTI	2020123	2020123	Aug 31, 2020	State Bank Of India	View	View

Items per page: 10 1 - 2 of 2

Fig 3 : Accounts proceedings

15)INVENTORY MANAGEMENT SYSTEM

Inventory management ERP software module is a complete system that offers integrated, interactive management of all your inventories, including physical stock room, in-transit, consigned and others. Using this module following operations to be performed

- Store master
- UOM master
- Supplier master
- Purchase orders
- Stock ledger

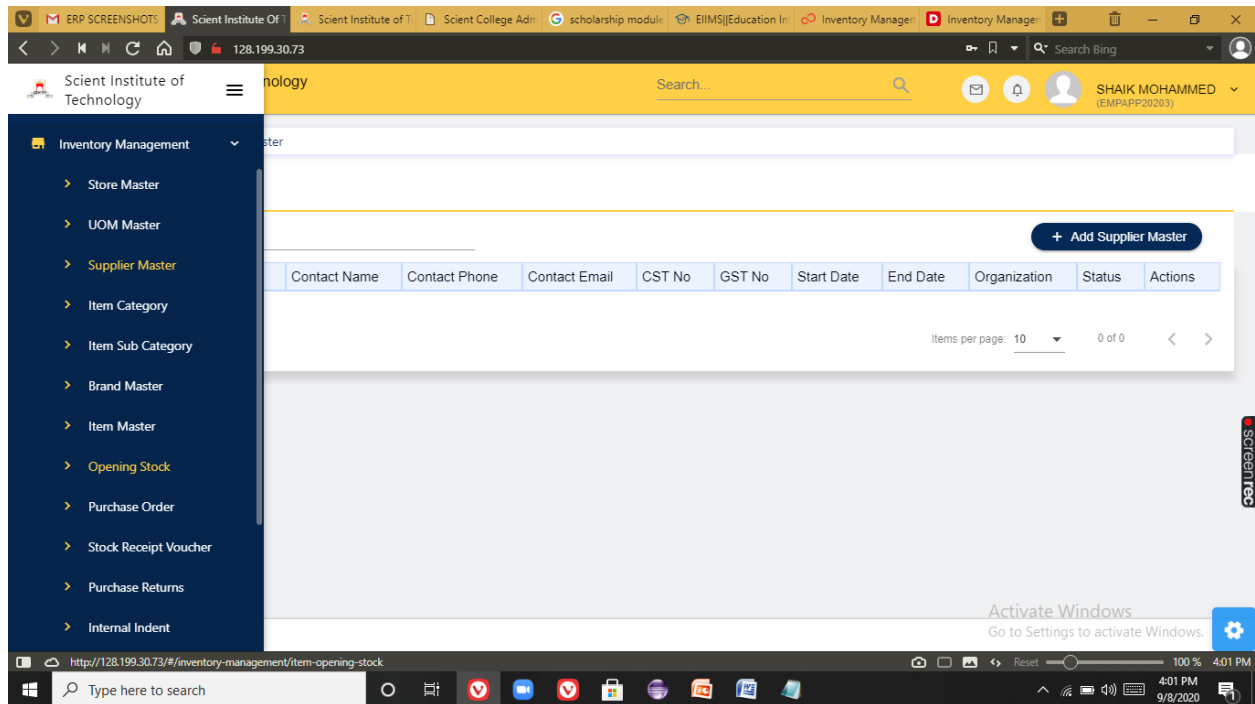
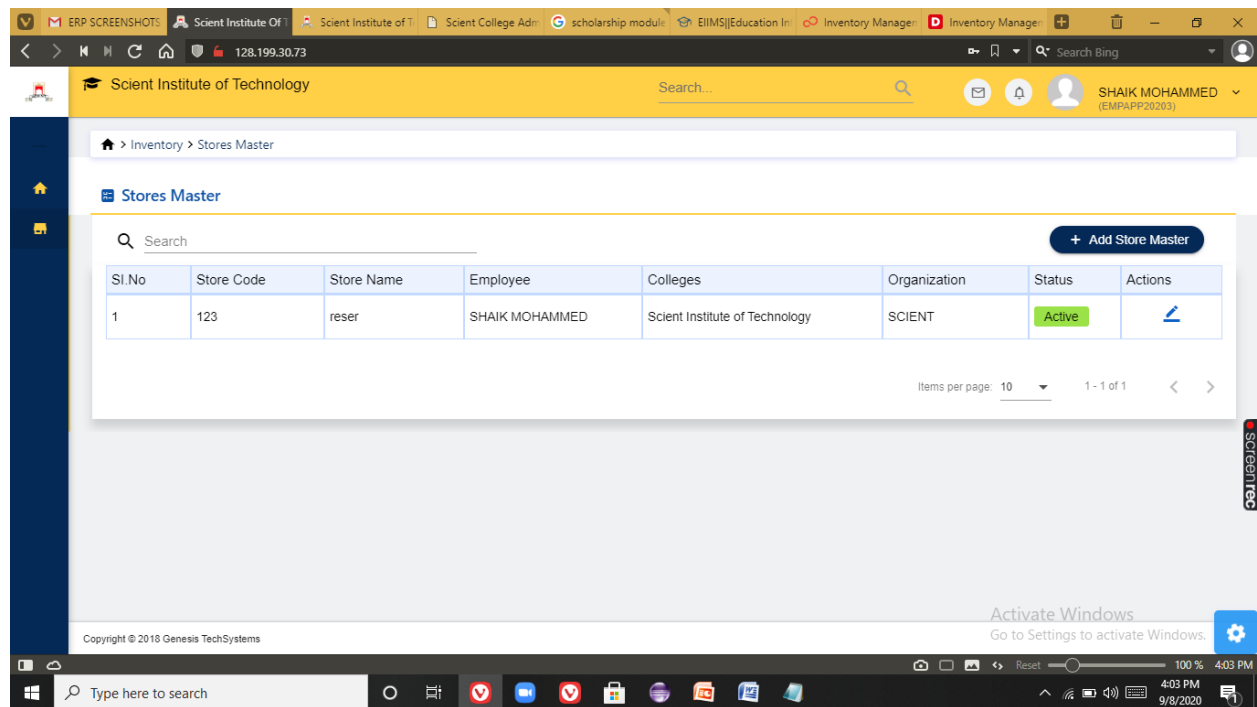


Fig 1: Inventory management system



Inventory > Stores Master

Stores Master

Search

+ Add Store Master

SI.No	Store Code	Store Name	Employee	Colleges	Organization	Status	Actions
1	123	reser	SHAIK MOHAMMED	Scient Institute of Technology	SCIENT	Active	

Items per page: 10 1 - 1 of 1

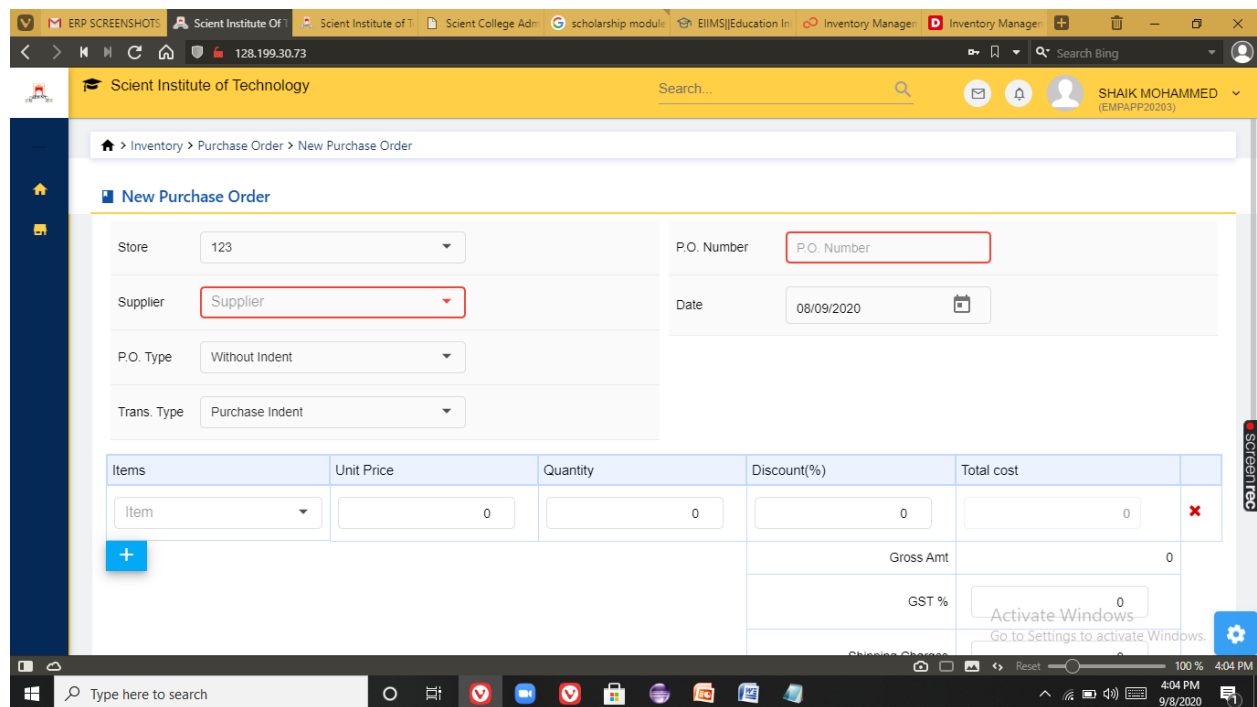
Copyright © 2018 Genesis TechSystems

Activate Windows
Go to Settings to activate Windows.

Type here to search

4:03 PM 9/8/2020

Fig 2 : Store master



Inventory > Purchase Order > New Purchase Order

New Purchase Order

Store 123

Supplier Supplier

P.O. Type Without Indent

Trans. Type Purchase Indent

P.O. Number P.O. Number

Date 08/09/2020

Items	Unit Price	Quantity	Discount(%)	Total cost
Item	0	0	0	0
Gross Amt				0
GST %				0

Activate Windows
Go to Settings to activate Windows.

Type here to search

4:04 PM 9/8/2020

Fig 3: New purchase order generations

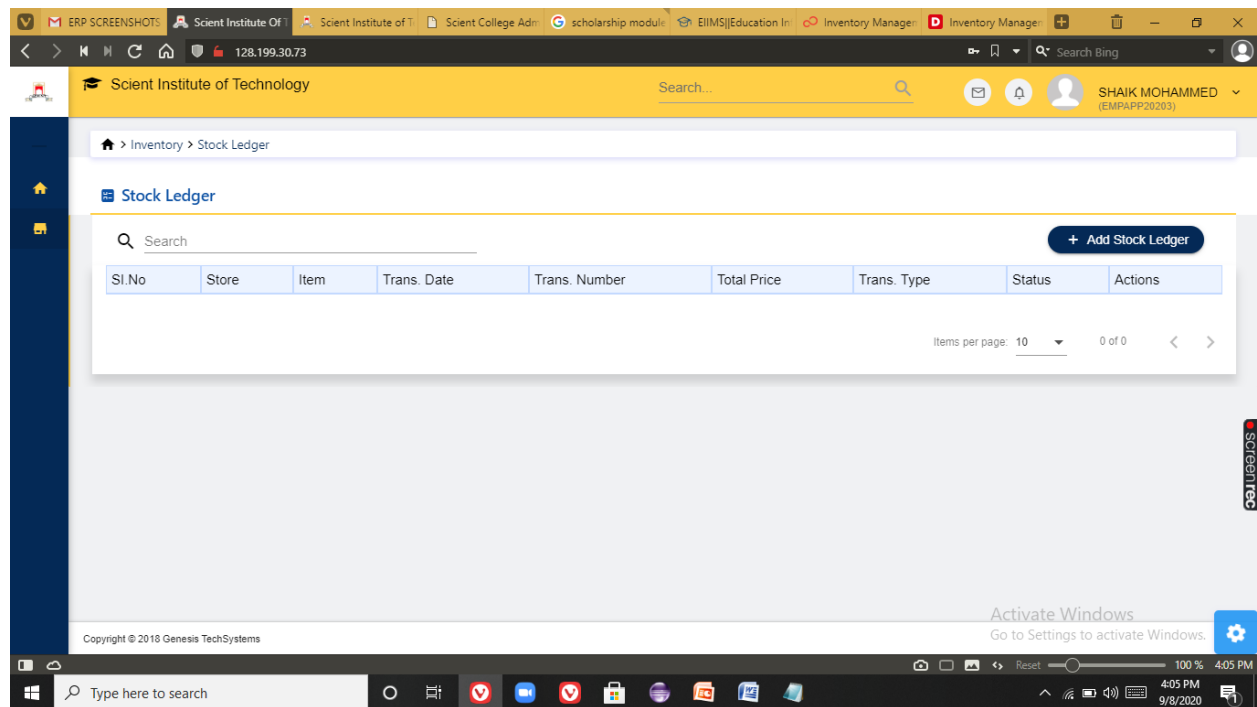


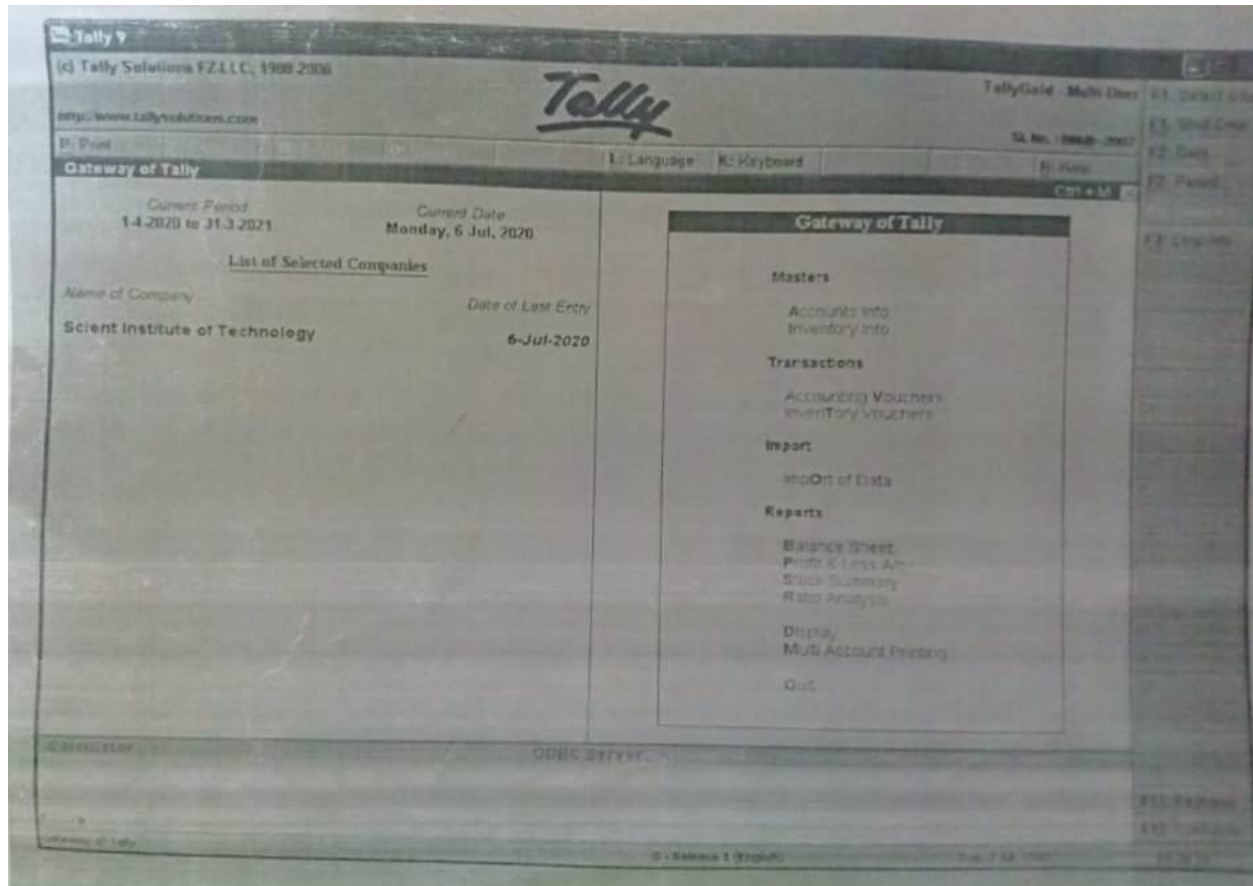
Fig 4: Stock ledgers

CCTV EQUIPMENT SCREENSHOT



FINANCE AND ACCOUNTS

Tally Software has been used for payslip generation, college tuition fee payment details, transport fee details etc.



SNTI COLLEGE AUTOMATION

8)ACCOUNTS AND FEES

This module is managed by admin.Using this module he can create fee masters like creating fee structure,Fee particulars,Fee categories,Fee collection,Generation of reports

Under fees collection session admin can perform following activities

- Allocate fees to student
- Bus fee payment
- Library fee payment
- Generating fee receipt
- Fee receipt refunds
- Student fee collection
- Faculty bus fee collection

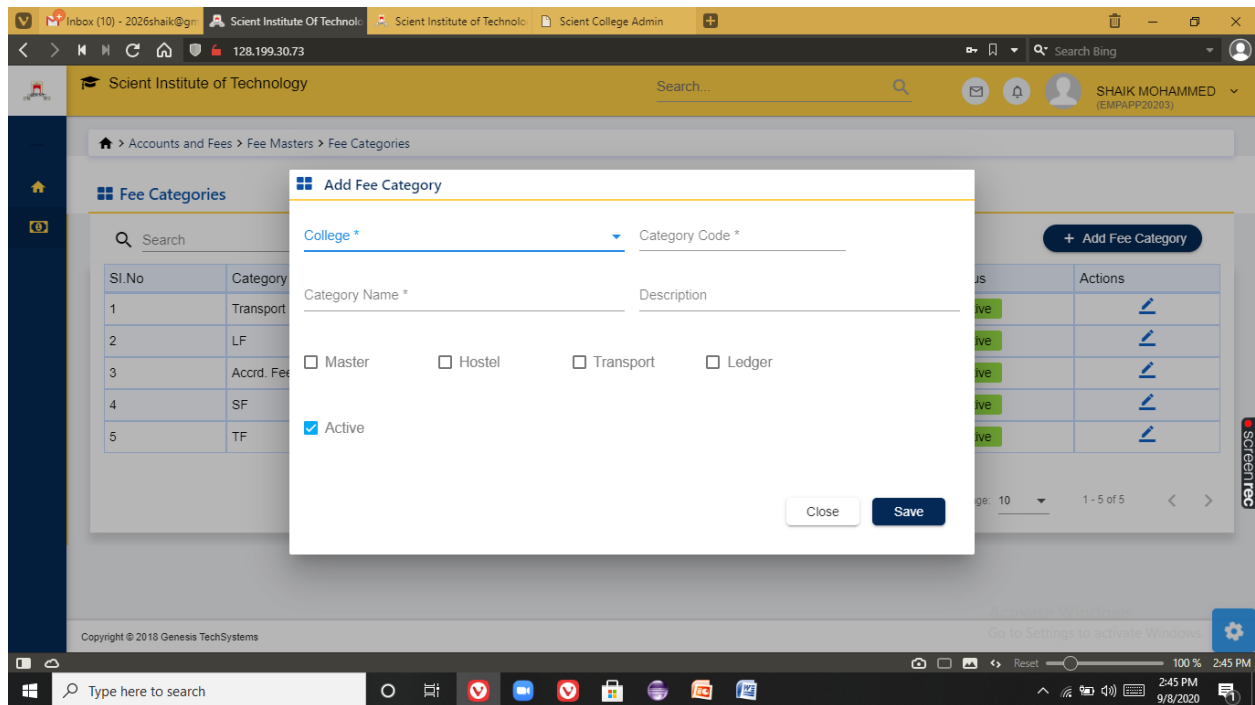


Fig 1 : Adding fees category

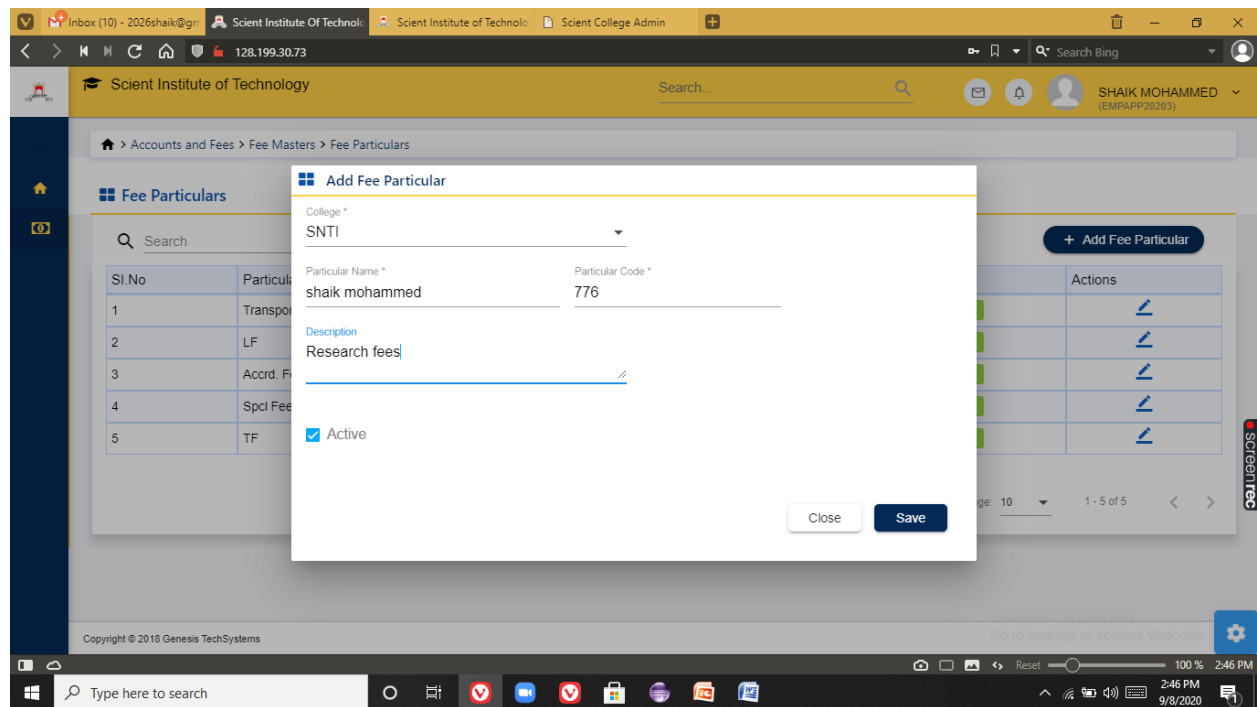


Fig 2 : Adding fee particulars

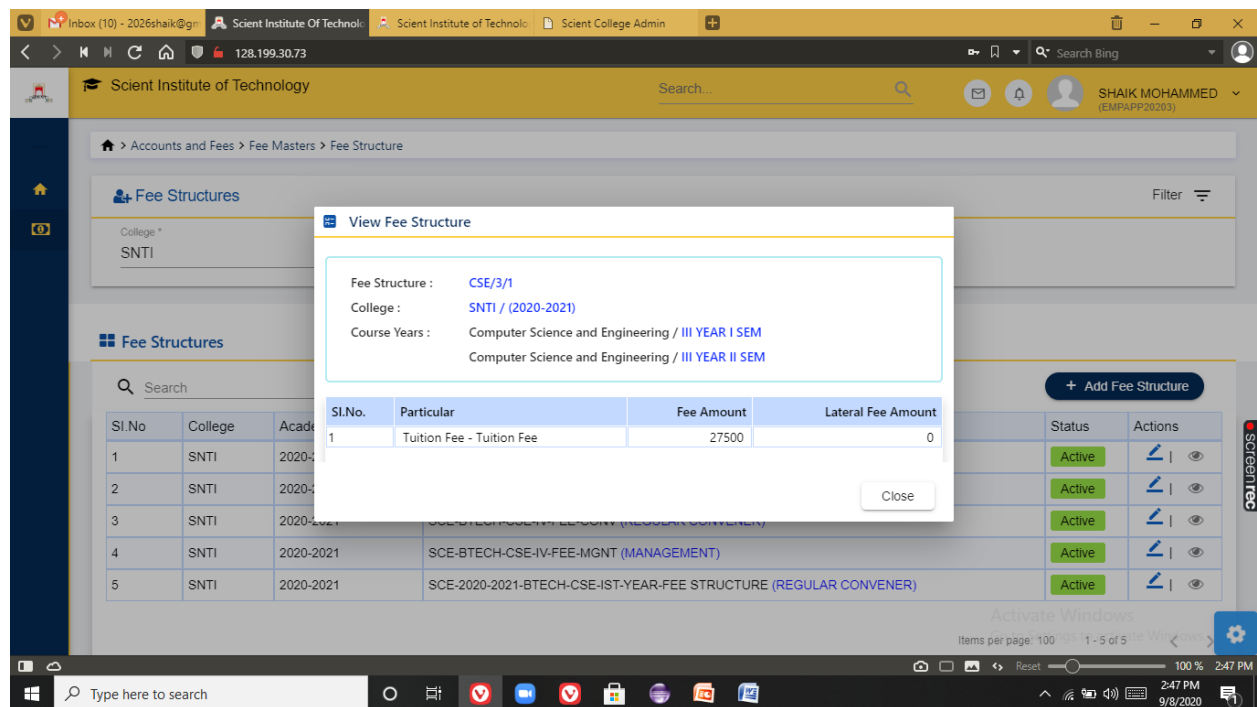


Fig 3 : View fee structure of a student


Fig 4 : Allocation of fee structure

Course Year	Gross Amt	Discount Amt	Fine Amt	Net Amt	Paid Amt	Balance Amt	Fee Details	Payment
4 year (2020-2021)	52700	0	0	52700	0	52700	View	Payment

Fig 5 : Fee payment by a student

Library Fee Payment

Student *
POLA NIHARIKA(17C01A0551)



RAM REDDY (REGULAR)

17C01A0566
SNTI / 2020-2021 / BTECH / CSE / IV YEAR I SEM / Section 1
7032738937

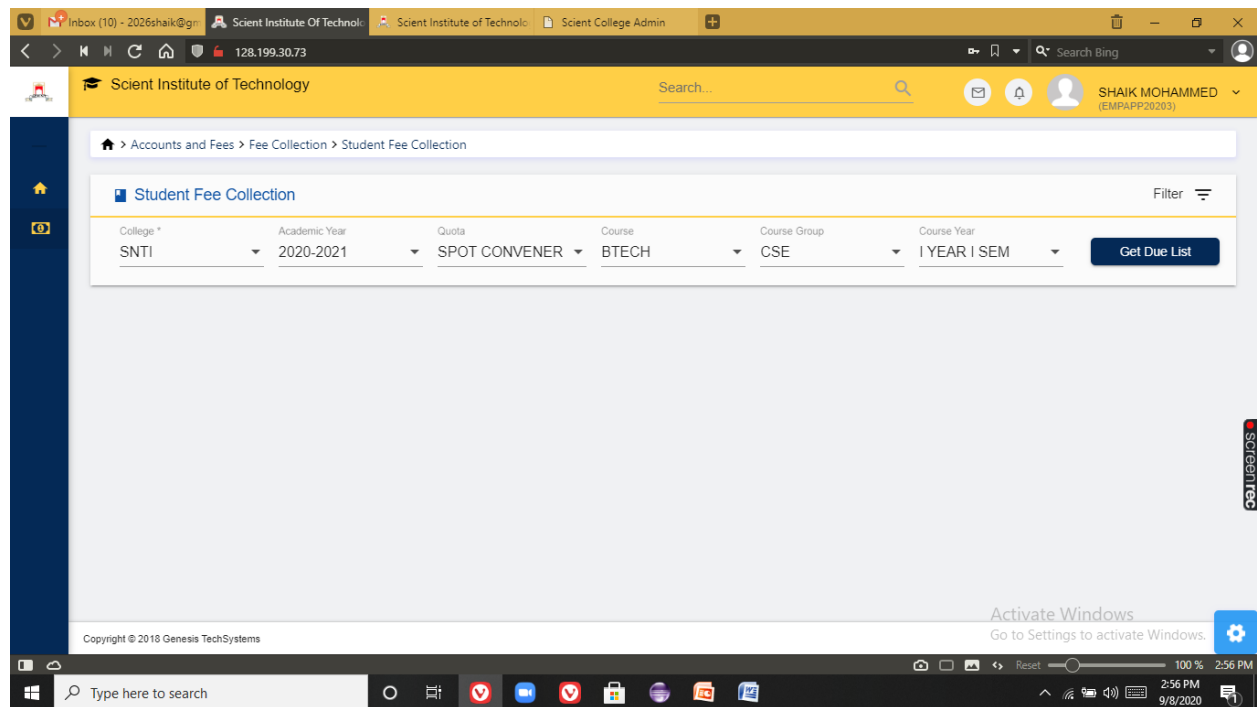
Quota : **REGULAR CONVENER**

Student Status : **IN COLLEGE**

Student Fee Data

Structure	Course	Status	Pay Details
SCE-BTECH-CSE-IV-FEE-CONV Active	IV YEAR I SEM (2020-2021)	Pay	Pay Details

Page 38



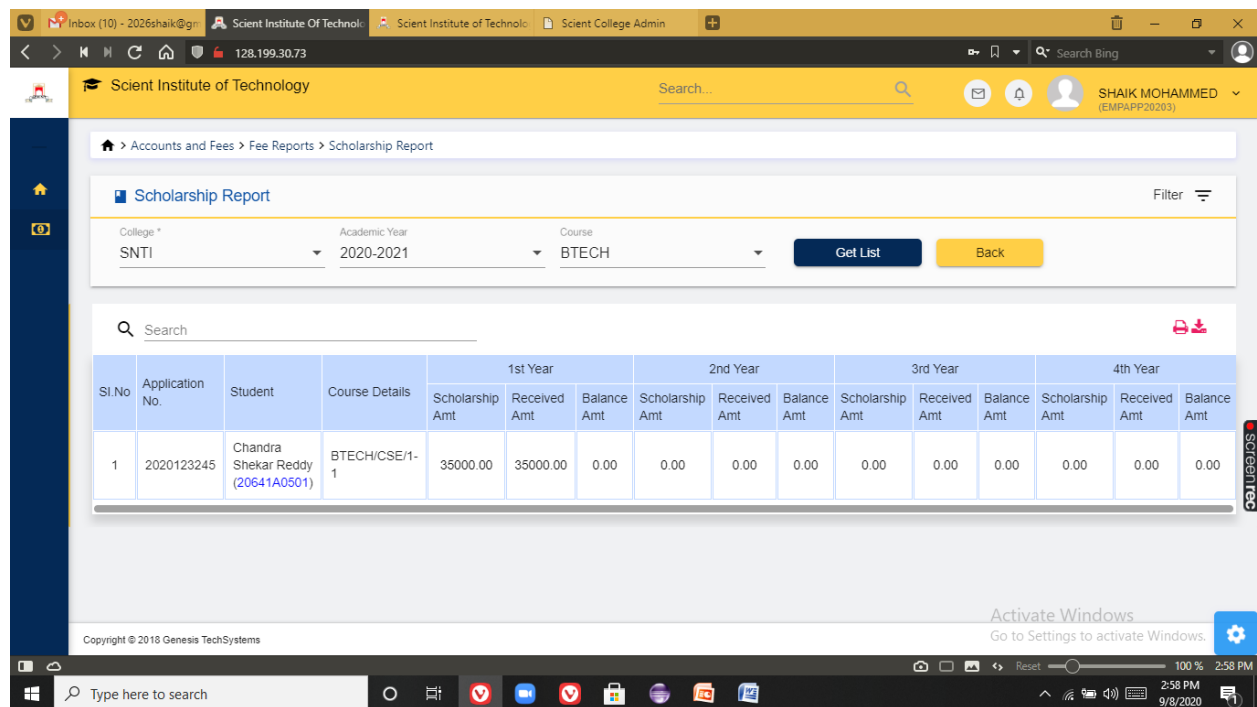
Accounts and Fees > Fee Collection > Student Fee Collection

Student Fee Collection Filter

College *	Academic Year	Quota	Course	Course Group	Course Year	
SNTI	2020-2021	SPOT CONVENER	BTECH	CSE	1 YEAR I SEM	Get Due List

Copyright © 2018 Genesis TechSystems

Fig 8 : Tracking the details of student fee collection



Accounts and Fees > Fee Reports > Scholarship Report

Scholarship Report Filter

College *	Academic Year	Course	
SNTI	2020-2021	BTECH	Get List Back

Search

SI No	Application No.	Student	Course Details	1st Year			2nd Year			3rd Year			4th Year		
				Scholarship Amt	Received Amt	Balance Amt	Scholarship Amt	Received Amt	Balance Amt	Scholarship Amt	Received Amt	Balance Amt	Scholarship Amt	Received Amt	Balance Amt
1	2020123245	Chandra Shekar Reddy (20641A0501)	BTECH/CSE/1-1	35000.00	35000.00	0.00	0.00	0.00	0.00	0.00	0.00	0.00	0.00	0.00	0.00

Copyright © 2018 Genesis TechSystems

Fig 9 : Getting scholarship report of the students

15)INVENTORY MANAGEMENT SYSTEM

Inventory management ERP software module is a complete system that offers integrated, interactive management of all your inventories, including physical stock room, in-transit, consigned and others.Using this module following operations to be performed

- Store master
- UOM master
- Supplier master
- Purchase orders
- Stock ledger

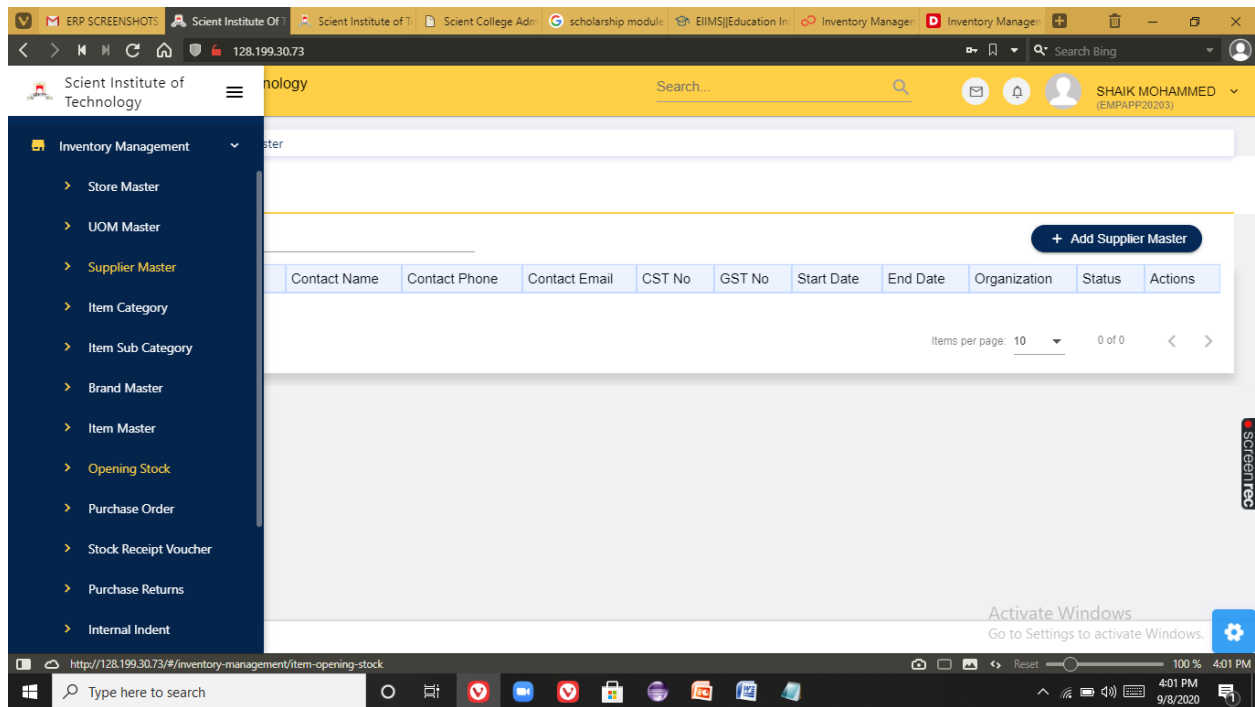
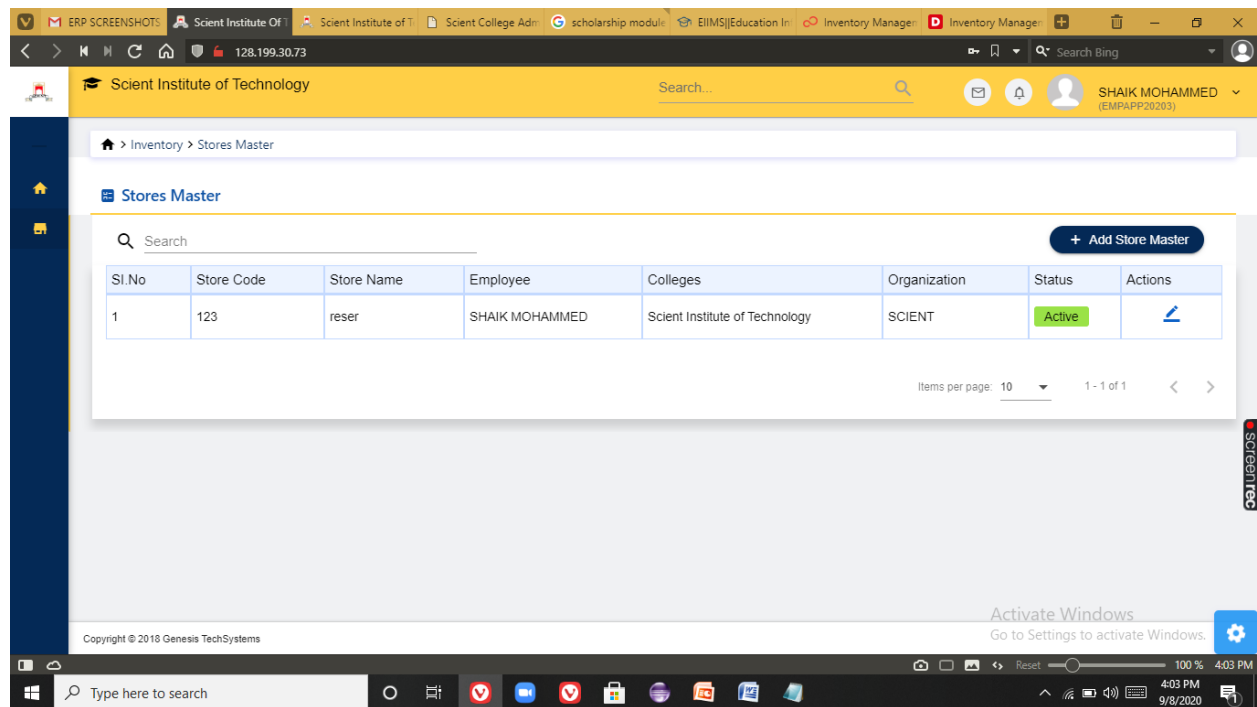


Fig 1: Inventory management system



Inventory > Stores Master

Stores Master

Search

+ Add Store Master

Sl.No	Store Code	Store Name	Employee	Colleges	Organization	Status	Actions
1	123	reser	SHAIK MOHAMMED	Scient Institute of Technology	SCIENT	Active	

Items per page: 10 1 - 1 of 1

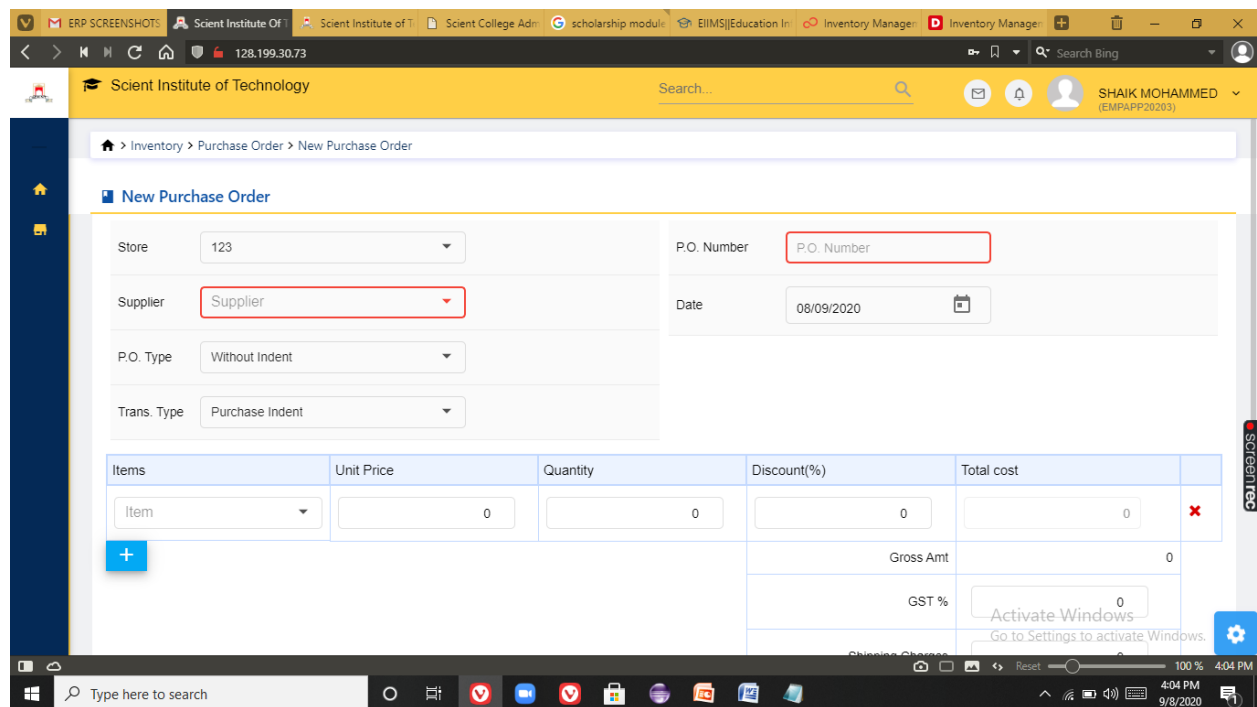
Copyright © 2018 Genesis TechSystems

Activate Windows
Go to Settings to activate Windows.

Type here to search

4:03 PM 9/8/2020

Fig 2 : Store master



Inventory > Purchase Order > New Purchase Order

New Purchase Order

Store: 123

Supplier: Supplier

P.O. Number: P.O. Number

Date: 08/09/2020

P.O. Type: Without Indent

Trans. Type: Purchase Indent

Items	Unit Price	Quantity	Discount(%)	Total cost
Item	0	0	0	0
Gross Amt				0
GST %				0

Activate Windows
Go to Settings to activate Windows.

Type here to search

4:04 PM 9/8/2020

Fig 3: New purchase order generations

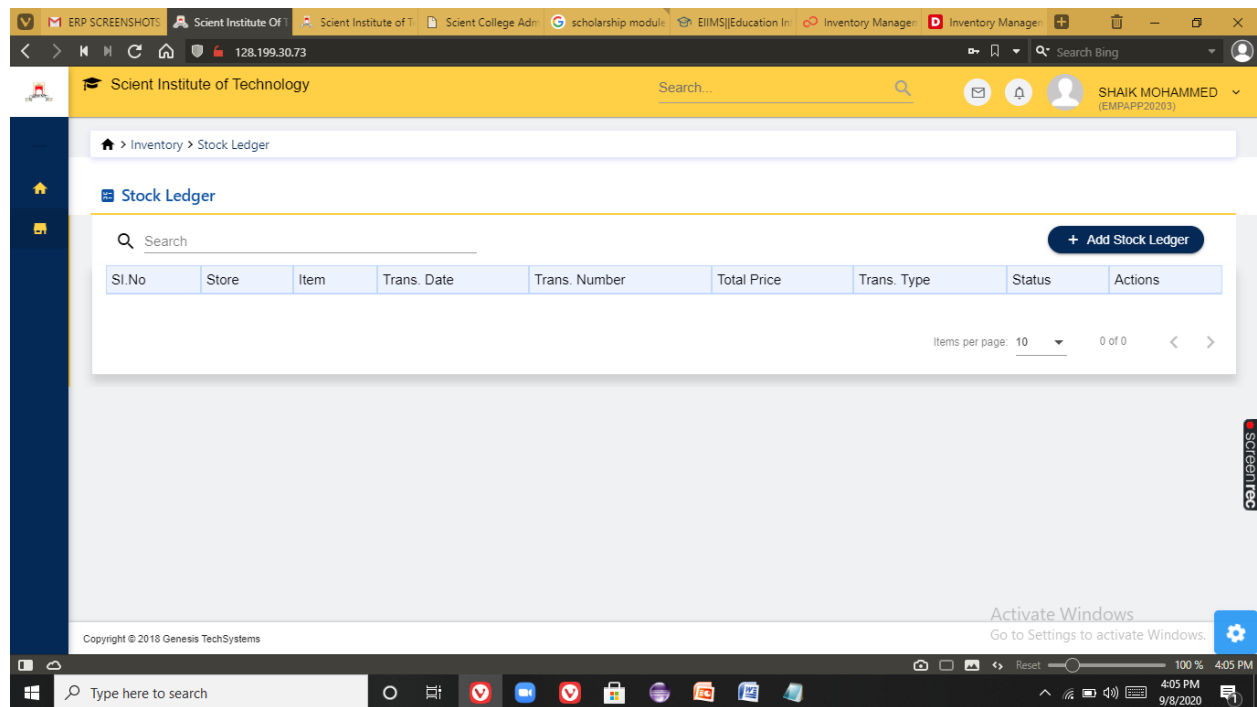


Fig 4: Stock ledgers

STUDENT ADMISSION AND SUPPORT

2) ADMISSIONS

The admission module in our software creates admission criteria and conducts admission procedure online through a portal. The institute works with ease through the online admission process and avoids any loss of data because of manual admission of students. The online admission will only benefit the institute to keep a list on the inventory of the student details in hand, with you is getting admitted and who is leaving the institute; at whichever point of time. The functionalities in admission modules are New Enquiries to admission, List of Enquiries, Application form.

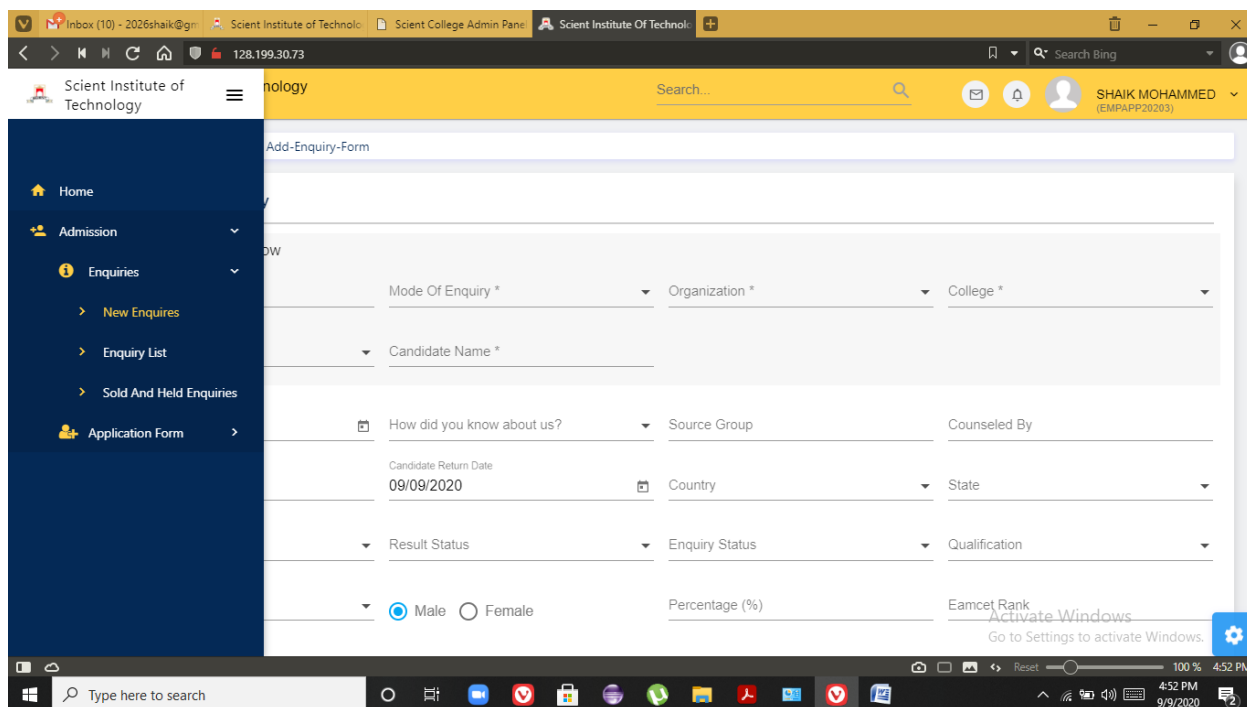
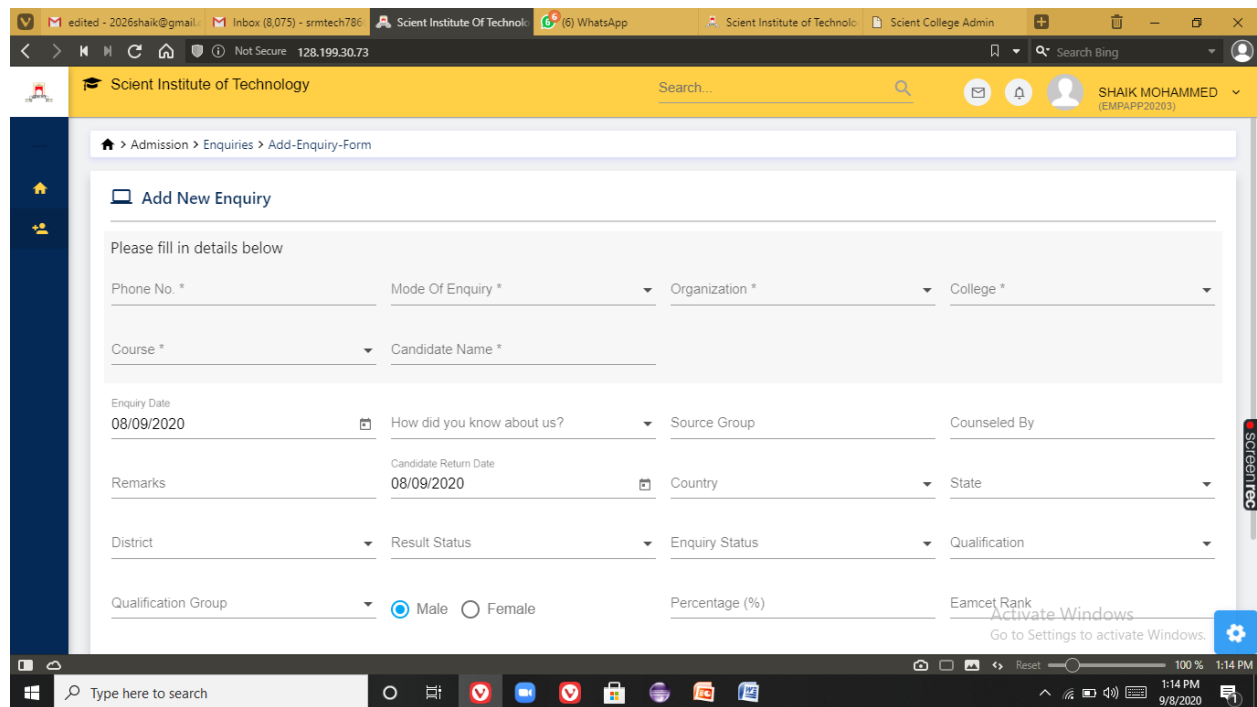


Fig 1 : Operations performed in Admissions module

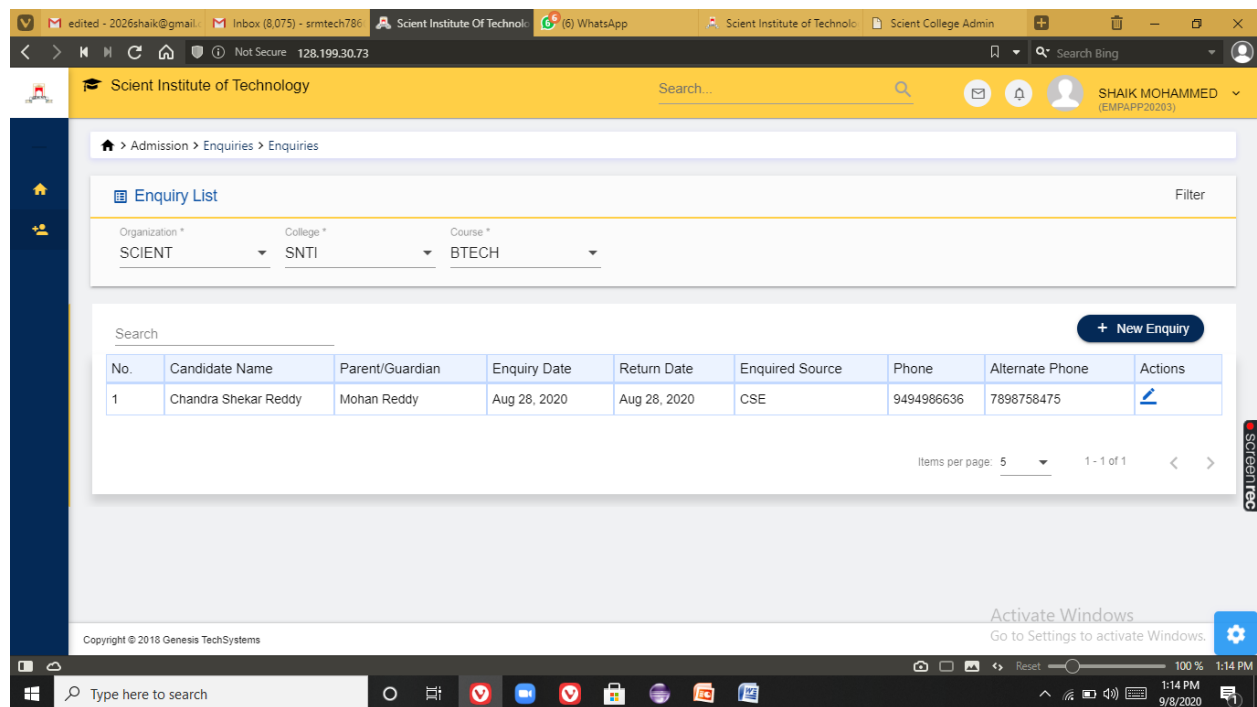


Add New Enquiry

Please fill in details below

Phone No. *	Mode Of Enquiry *	Organization *	College *
Course *	Candidate Name *		
Enquiry Date 08/09/2020	How did you know about us?	Source Group	Counseled By
Remarks	Candidate Return Date 08/09/2020	Country	State
District	Result Status	Enquiry Status	Qualification
Qualification Group	<input checked="" type="radio"/> Male <input type="radio"/> Female	Percentage (%)	Eamcet Rank

Fig 2 : Enquiry form



Enquiry List

Organization: SCIENT, College: SNTI, Course: BTECH

No.	Candidate Name	Parent/Guardian	Enquiry Date	Return Date	Enquired Source	Phone	Alternate Phone	Actions
1	Chandra Shekar Reddy	Mohan Reddy	Aug 28, 2020	Aug 28, 2020	CSE	9494986636	7898758475	

Items per page: 5, 1 - 1 of 1

Fig 3 : List of Enquiries

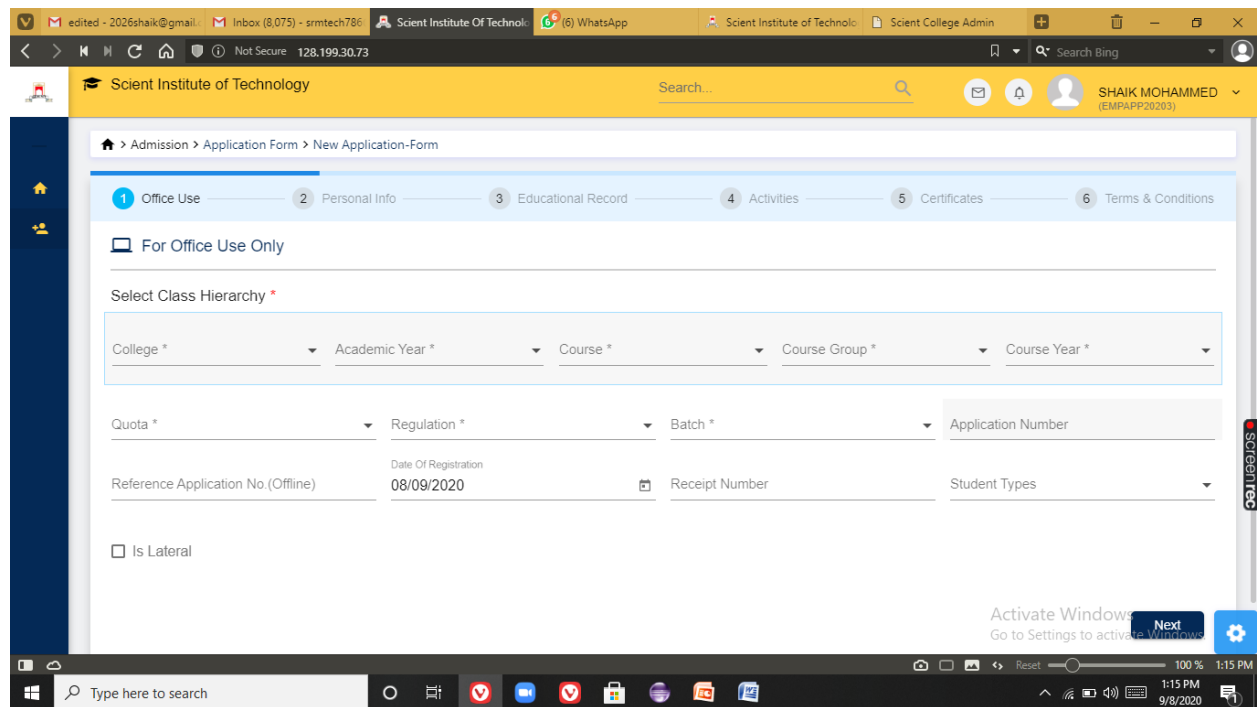
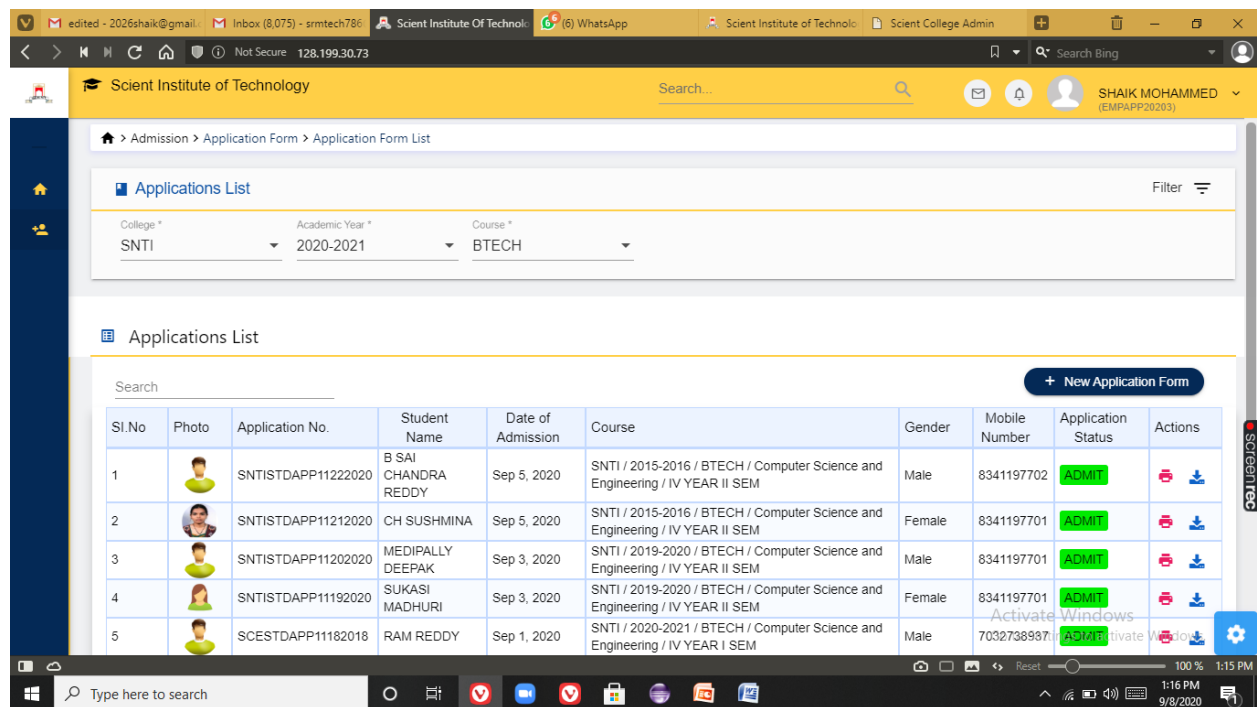


Fig 4 : New Application form



Sl.No	Photo	Application No.	Student Name	Date of Admission	Course	Gender	Mobile Number	Application Status	Actions
1		SNTISTDAPP11222020	B SAI CHANDRA REDDY	Sep 5, 2020	SNTI / 2015-2016 / BTECH / Computer Science and Engineering / IV YEAR II SEM	Male	8341197702	ADMIT	
2		SNTISTDAPP11212020	CH SUSHMINA	Sep 5, 2020	SNTI / 2015-2016 / BTECH / Computer Science and Engineering / IV YEAR II SEM	Female	8341197701	ADMIT	
3		SNTISTDAPP11202020	MEDIPALLY DEEPAK	Sep 3, 2020	SNTI / 2019-2020 / BTECH / Computer Science and Engineering / IV YEAR II SEM	Male	8341197701	ADMIT	
4		SNTISTDAPP11192020	SUKASI MADHURI	Sep 3, 2020	SNTI / 2019-2020 / BTECH / Computer Science and Engineering / IV YEAR II SEM	Female	8341197701	ADMIT	
5		SCESTDAPP11182018	RAIM REDDY	Sep 1, 2020	SNTI / 2020-2021 / BTECH / Computer Science and Engineering / IV YEAR I SEM	Male	7032738937	ADMIT	

Fig 5 : Applicants list

4)STUDENT INFORMATION SYSTEM

In this module we can extract the details of students.Using this module we can add student details,List of students detained and promoted,Passedout students information,subjects allotted to the students.Admin can generate the roll num of a student.Operations performed in this module are:

- Student Details
- Student promotions
- Students Detain
- Student Re-Admission
- Student Discontinue
- Generate Student Roll No
- Student Subjects

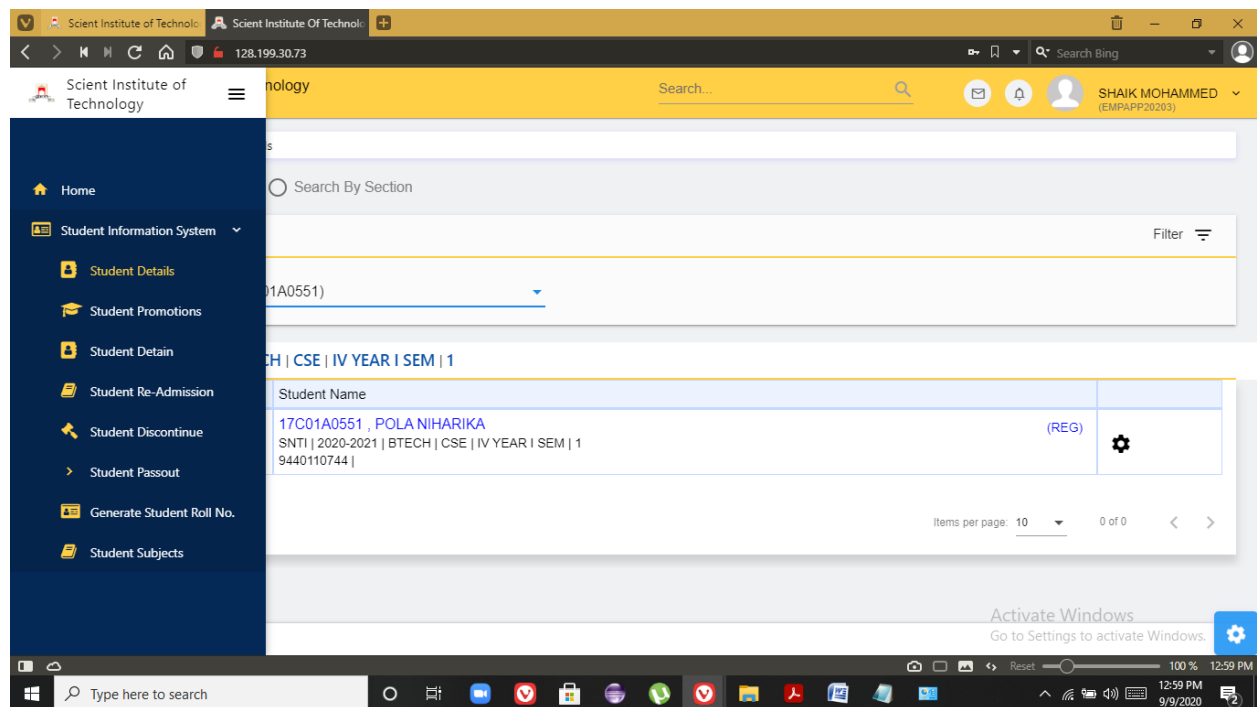


Fig 1 : Operations performed in Students Information System

The screenshot displays the 'Student Promotion' interface. At the top, there's a navigation bar with a search bar and user information for 'SHAIK MOHAMMED'. Below this, the breadcrumb trail shows 'Student > Student Promotion'. The main content area is divided into two panels: 'Promote From' and 'Promote To', each with a 'Filter' button. The 'Promote From' panel contains dropdown menus for College (SNTI), Academic Year (2018-2019), Course (BTECH), Course Group (CSE), Course Year (I YEAR I SEM), and Section. The 'Promote To' panel contains dropdown menus for College (SNTI), Course (BTECH), Course Group (CSE), Academic Year, Course Year, and Section. Below these, there is a 'Change From' date field set to 08/09/2020. The footer of the page includes the copyright notice 'Copyright © 2018 Genesis TechSystems' and an 'Activate Windows' watermark.

Page 47

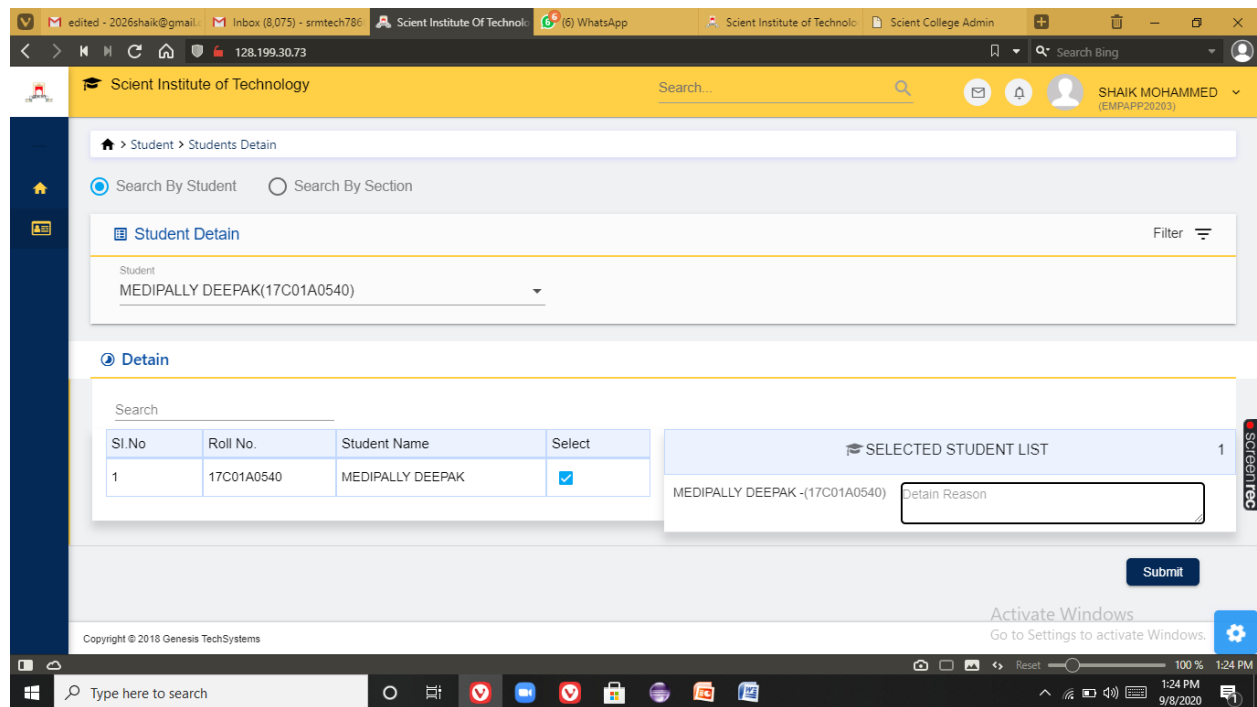


Fig 4 : Detention of the student

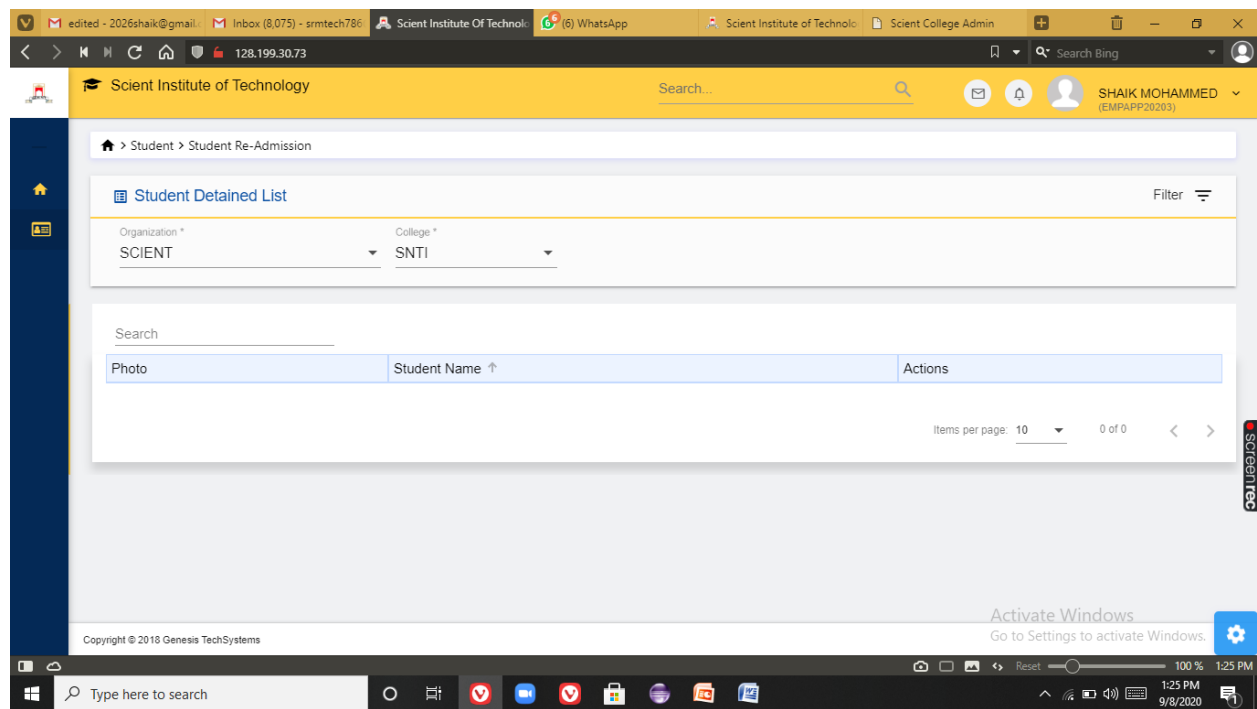
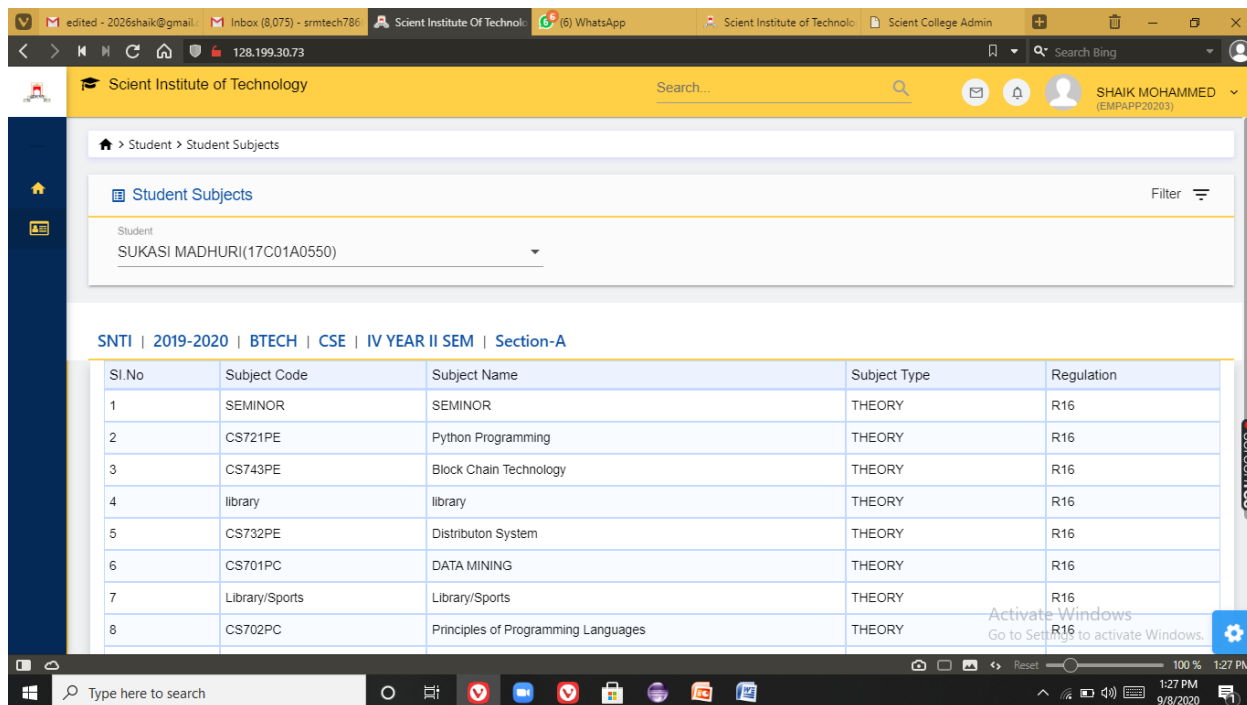


Fig5: To extract the list of students detained



Sl.No	Subject Code	Subject Name	Subject Type	Regulation
1	SEMINOR	SEMINOR	THEORY	R16
2	CS721PE	Python Programming	THEORY	R16
3	CS743PE	Block Chain Technology	THEORY	R16
4	library	library	THEORY	R16
5	CS732PE	Distributon System	THEORY	R16
6	CS701PC	DATA MINING	THEORY	R16
7	Library/Sports	Library/Sports	THEORY	R16
8	CS702PC	Principles of Programming Languages	THEORY	R16

Fig 6 : List of subjects allotted to the students

9) SCHOLARSHIP MANAGEMENT

This module stores all the types of scholarships, and the list of all the students who have applied for scholarship. Scholarships are applied by college on behalf of the students, which are sanctioned by government and trusts. Each and every student scholarship details are monitored by administrative officer in very ease mode since they have all details of applied student in very proper arranged manner. Functionalities in this module are

- Scholarship application
- Scholarship proceedings
- Account proceedings

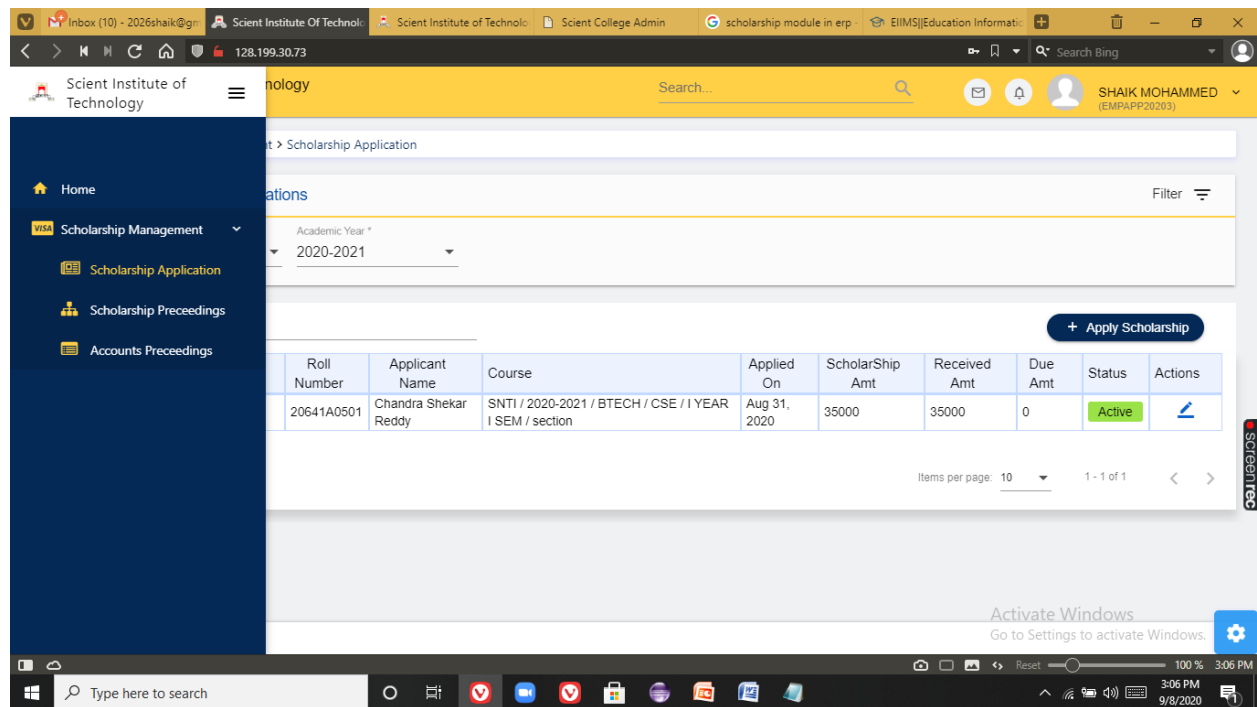


Fig 1 : Scholarship Management

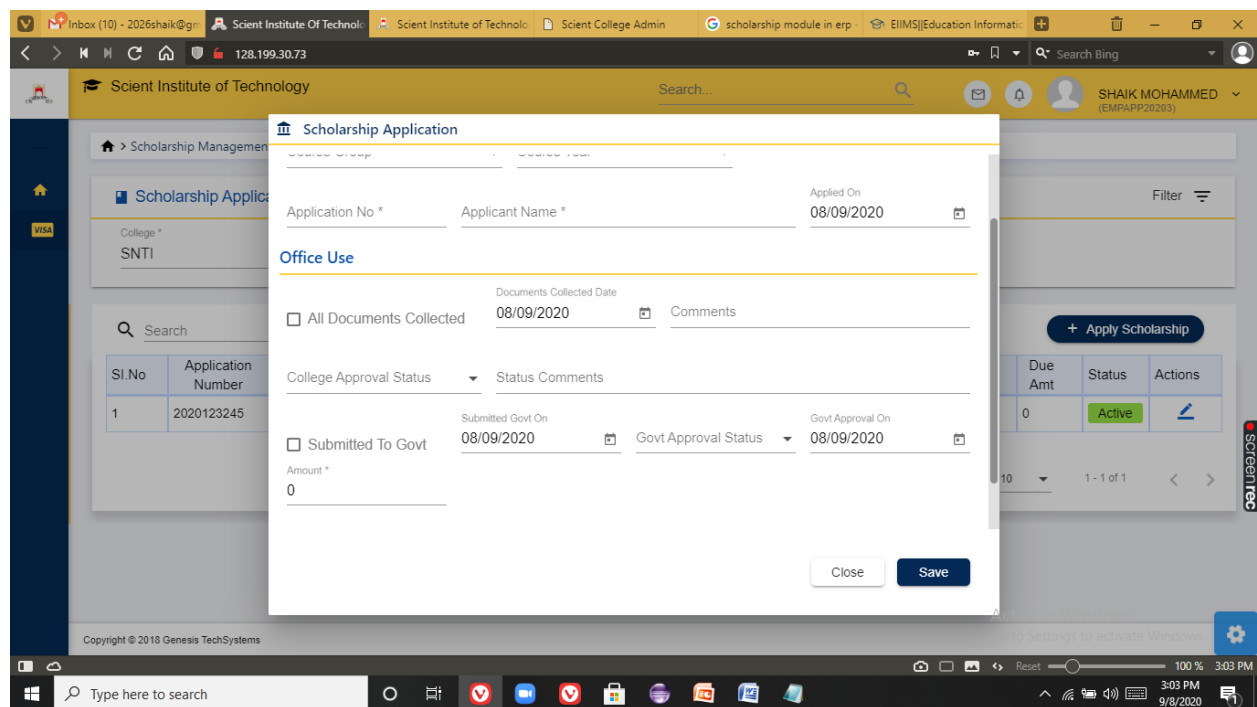
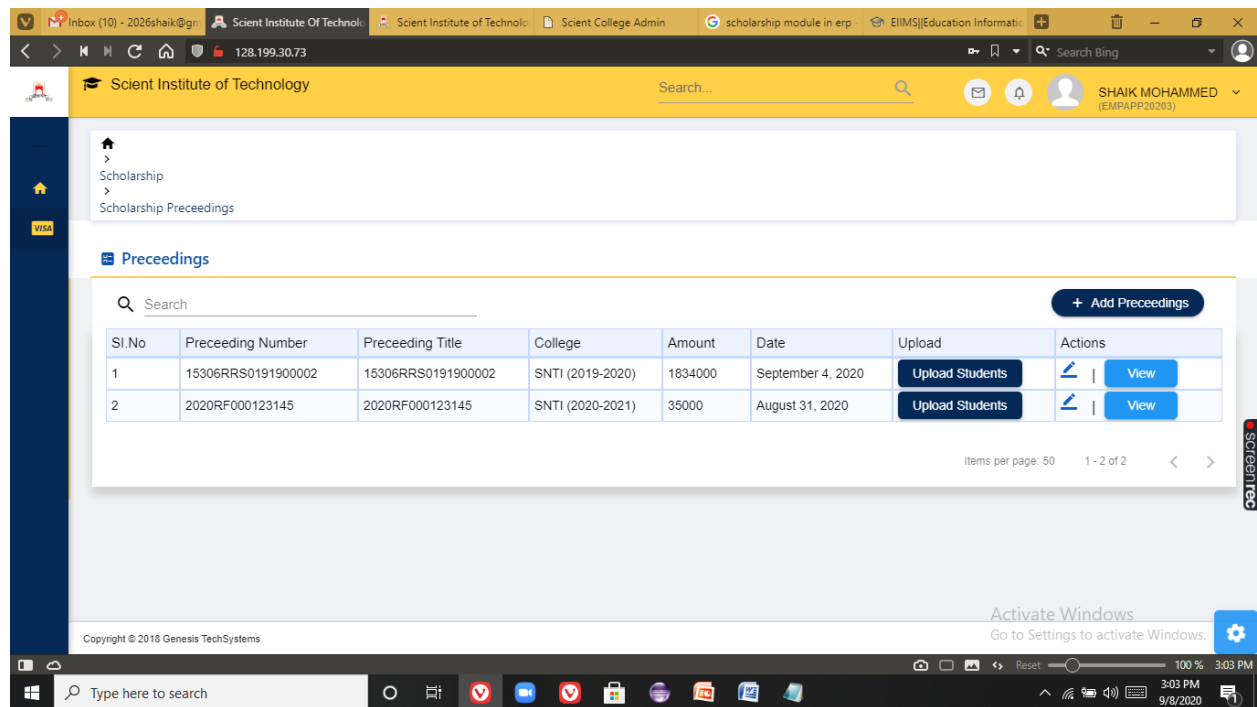


Fig 2 : Scholarship application



Scient Institute of Technology

Search...

SHAIK MOHAMMED (EMPAPF20203)

Scholarship

Scholarship Proceedings

Preceedings

Search

+ Add Preceedings

Sl.No	Preceding Number	Preceding Title	College	Amount	Date	Upload	Actions
1	15306RRS0191900002	15306RRS0191900002	SNTI (2019-2020)	1834000	September 4, 2020	Upload Students	View
2	2020RF000123145	2020RF000123145	SNTI (2020-2021)	35000	August 31, 2020	Upload Students	View

Items per page: 50 1 - 2 of 2

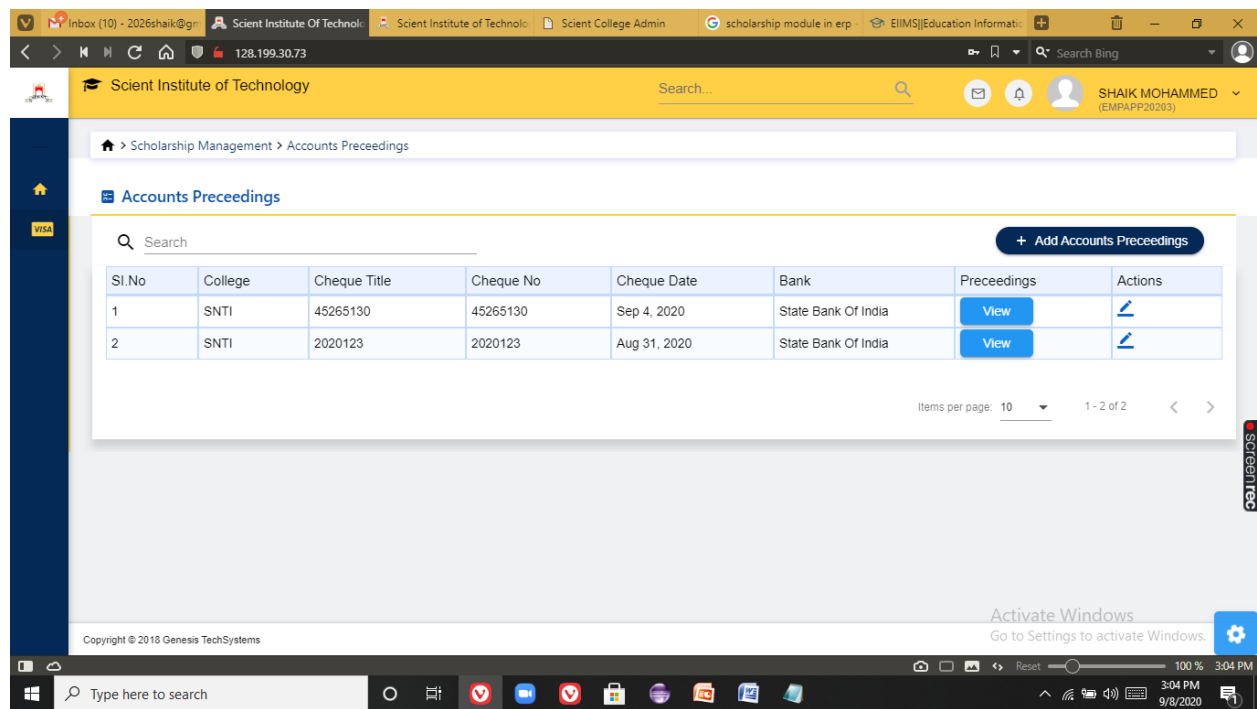
Activate Windows
Go to Settings to activate Windows.

Copyright © 2018 Genesis TechSystems

Type here to search

3:03 PM 9/8/2020

Fig 3 : Scholarship proceedings



Scient Institute of Technology

Search...

SHAIK MOHAMMED (EMPAPF20203)

Scholarship Management > Accounts Preceedings

Accounts Preceedings

Search

+ Add Accounts Preceedings

Sl.No	College	Cheque Title	Cheque No	Cheque Date	Bank	Precedings	Actions
1	SNTI	45265130	45265130	Sep 4, 2020	State Bank Of India	View	View
2	SNTI	2020123	2020123	Aug 31, 2020	State Bank Of India	View	View

Items per page: 10 1 - 2 of 2

Activate Windows
Go to Settings to activate Windows.

Copyright © 2018 Genesis TechSystems

Type here to search

3:04 PM 9/8/2020

Fig 4 : Accounts proceedings

10) LIBRARY MANAGEMENT

This module is designed and developed to provide a refined and the best of solution which aims at bringing in Quality in Management of books, journal, article, newspapers, charts, reports etc. It focuses on excellent coordination between Library and students making e-library management system. This module provides, online integrated information of Students to the Library administrators, thus enabling smooth connectivity with powerful security and privacy features. Library ERP provides, online integrated information of Students to the Library administrators, thus enabling smooth connectivity with powerful security and privacy features.

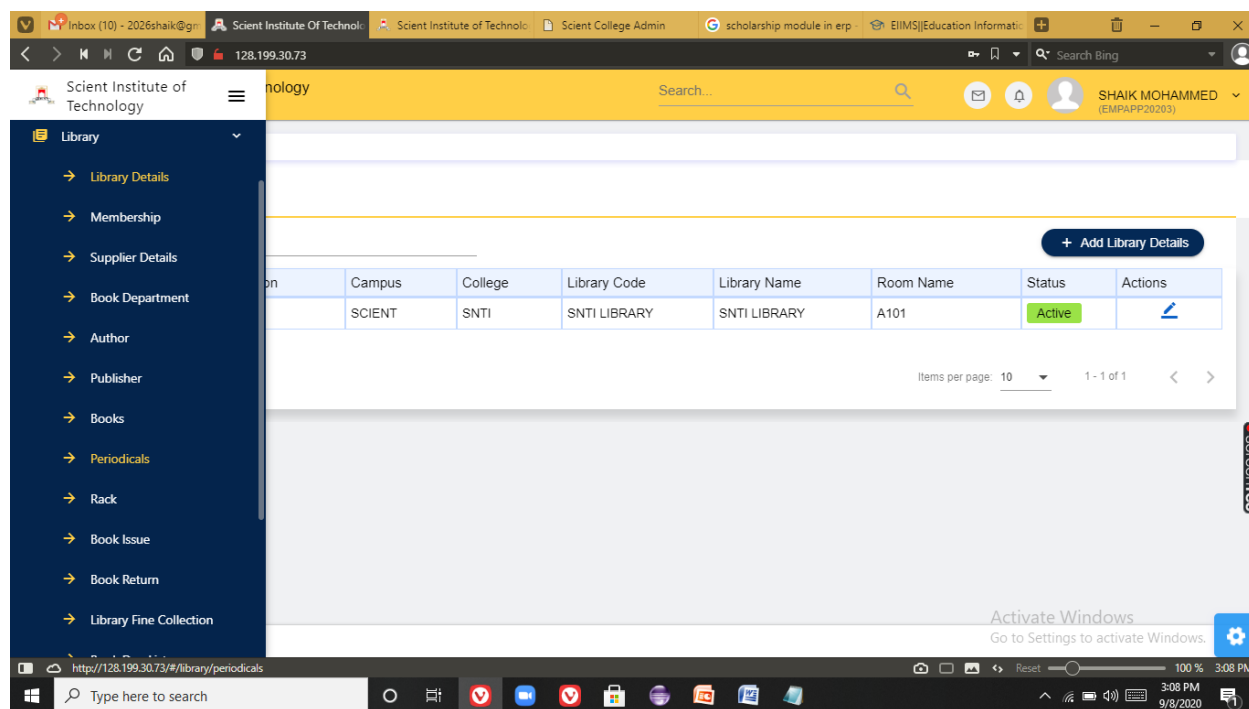
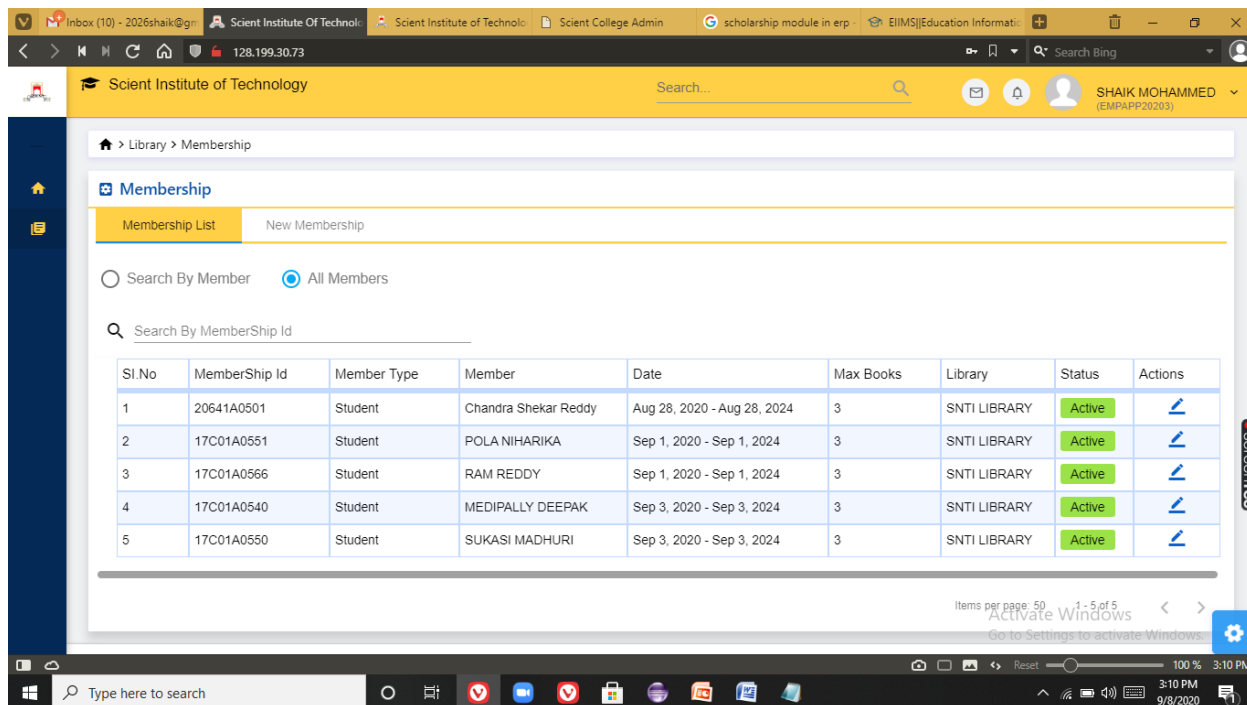


Fig1 : Details of library



Library > Membership

Membership List New Membership

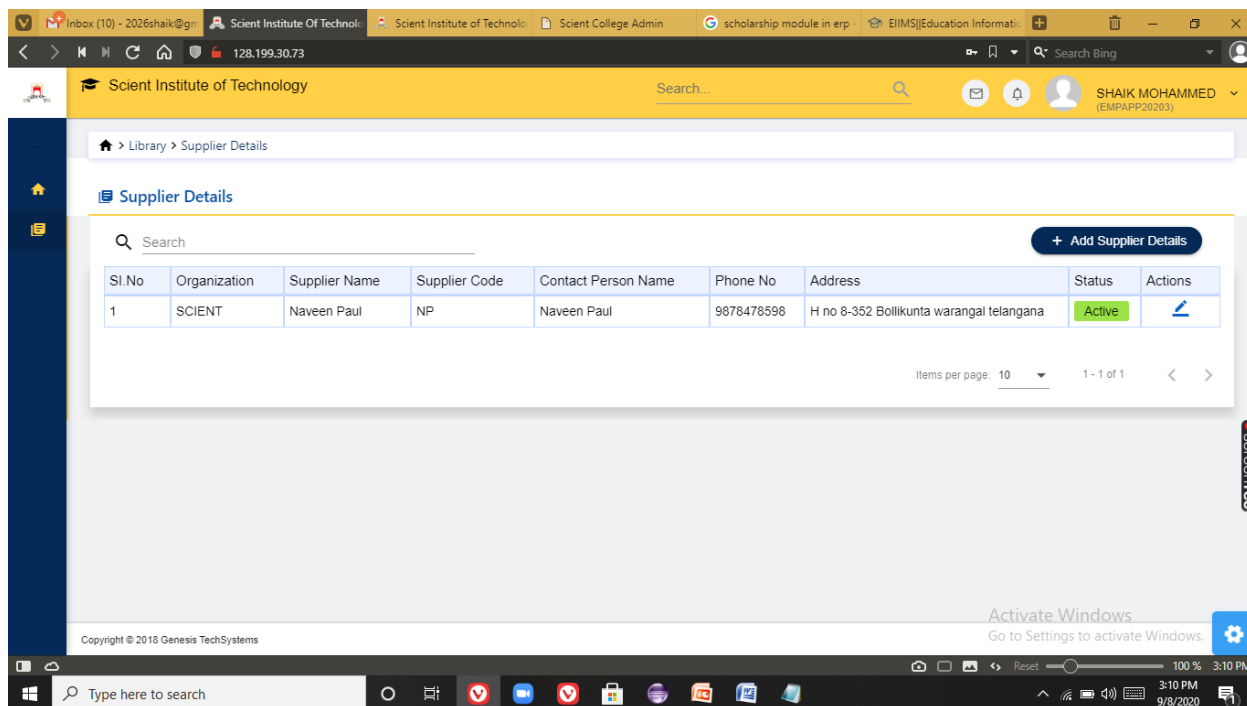
☐ Search By Member ☒ All Members

Search By MemberShip Id

SI.No	MemberShip Id	Member Type	Member	Date	Max Books	Library	Status	Actions
1	20641A0501	Student	Chandra Shekar Reddy	Aug 28, 2020 - Aug 28, 2024	3	SNTI LIBRARY	Active	Edit
2	17C01A0551	Student	POLA NIHARIKA	Sep 1, 2020 - Sep 1, 2024	3	SNTI LIBRARY	Active	Edit
3	17C01A0566	Student	RAM REDDY	Sep 1, 2020 - Sep 1, 2024	3	SNTI LIBRARY	Active	Edit
4	17C01A0540	Student	MEDIPALLY DEEPAK	Sep 3, 2020 - Sep 3, 2024	3	SNTI LIBRARY	Active	Edit
5	17C01A0550	Student	SUKASI MADHURI	Sep 3, 2020 - Sep 3, 2024	3	SNTI LIBRARY	Active	Edit

Items per page: 50 1 - 5 of 5 [Go to Settings to activate Windows.](#)

Fig 2 : Library membership



Library > Supplier Details

Supplier Details

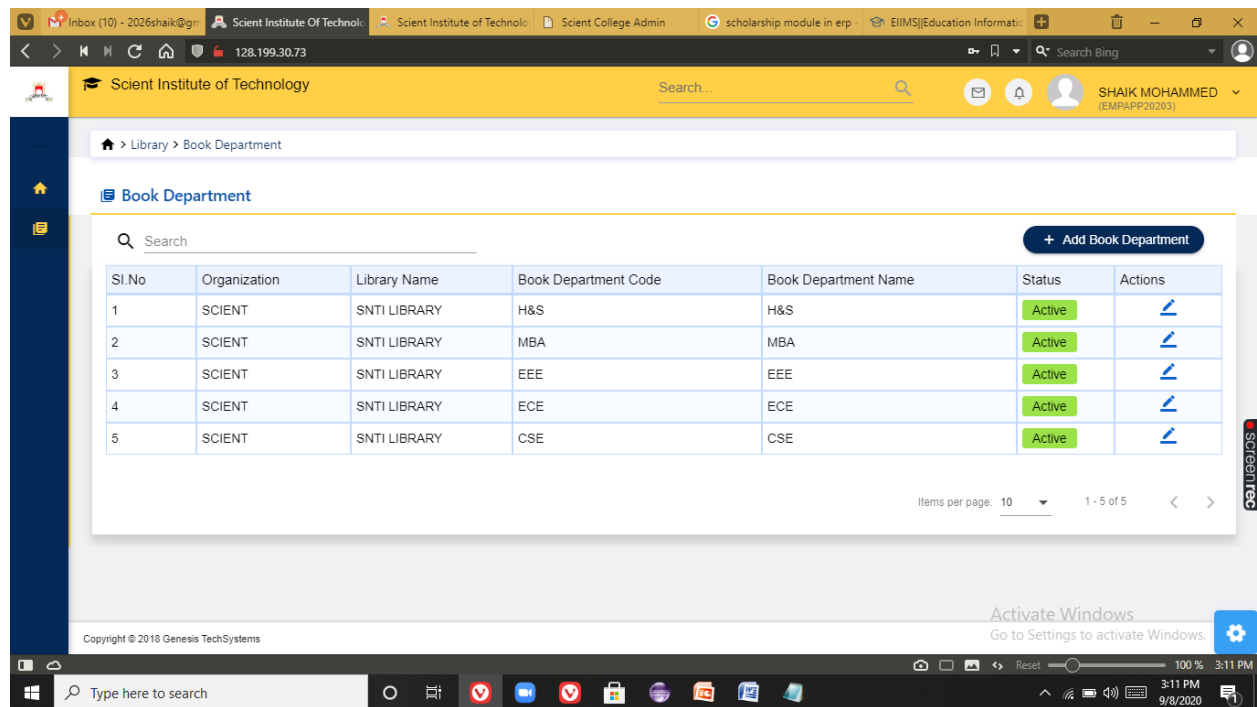
Search [+ Add Supplier Details](#)

SI.No	Organization	Supplier Name	Supplier Code	Contact Person Name	Phone No	Address	Status	Actions
1	SCIENT	Naveen Paul	NP	Naveen Paul	9878478598	H no 8-352 Bollikunta warangal telangana	Active	Edit

Items per page: 10 1 - 1 of 1 [Go to Settings to activate Windows.](#)

Copyright © 2018 Genesis TechSystems

Fig 3: Supplier details



Library > Book Department

Book Department

Search

+ Add Book Department

Sl.No	Organization	Library Name	Book Department Code	Book Department Name	Status	Actions
1	SCIENT	SNTI LIBRARY	H&S	H&S	Active	Edit
2	SCIENT	SNTI LIBRARY	MBA	MBA	Active	Edit
3	SCIENT	SNTI LIBRARY	EEE	EEE	Active	Edit
4	SCIENT	SNTI LIBRARY	ECE	ECE	Active	Edit
5	SCIENT	SNTI LIBRARY	CSE	CSE	Active	Edit

Items per page: 10 1 - 5 of 5

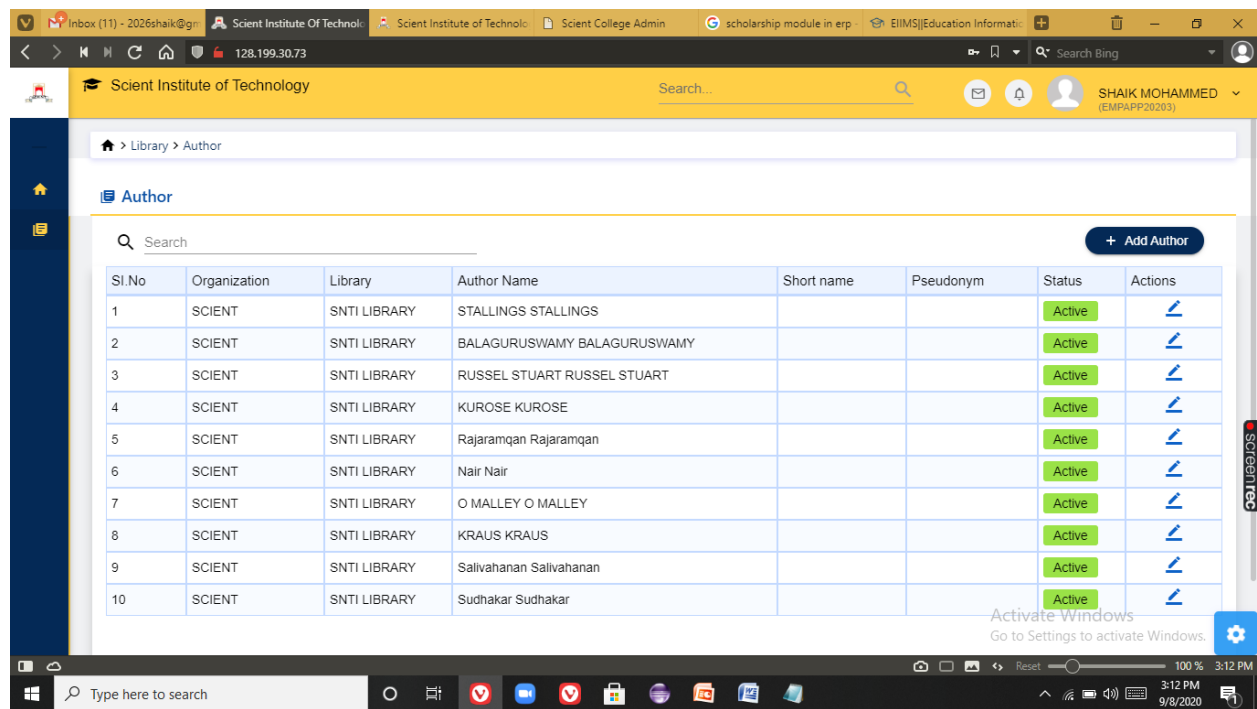
Copyright © 2018 Genesis TechSystems

Activate Windows
Go to Settings to activate Windows.

Type here to search

3:11 PM 9/8/2020

Fig 4: Adding of book department.



Library > Author

Author

Search

+ Add Author

Sl.No	Organization	Library	Author Name	Short name	Pseudonym	Status	Actions
1	SCIENT	SNTI LIBRARY	STALLINGS STALLINGS			Active	Edit
2	SCIENT	SNTI LIBRARY	BALAGURUSWAMY BALAGURUSWAMY			Active	Edit
3	SCIENT	SNTI LIBRARY	RUSSEL STUART RUSSEL STUART			Active	Edit
4	SCIENT	SNTI LIBRARY	KUROSE KUROSE			Active	Edit
5	SCIENT	SNTI LIBRARY	Rajaramqan Rajaramqan			Active	Edit
6	SCIENT	SNTI LIBRARY	Nair Nair			Active	Edit
7	SCIENT	SNTI LIBRARY	O MALLEY O MALLEY			Active	Edit
8	SCIENT	SNTI LIBRARY	KRAUS KRAUS			Active	Edit
9	SCIENT	SNTI LIBRARY	Salivahanan Salivahanan			Active	Edit
10	SCIENT	SNTI LIBRARY	Sudhakar Sudhakar			Active	Edit

Activate Windows
Go to Settings to activate Windows.

Type here to search

3:12 PM 9/8/2020

Fig 5: Tracking author details

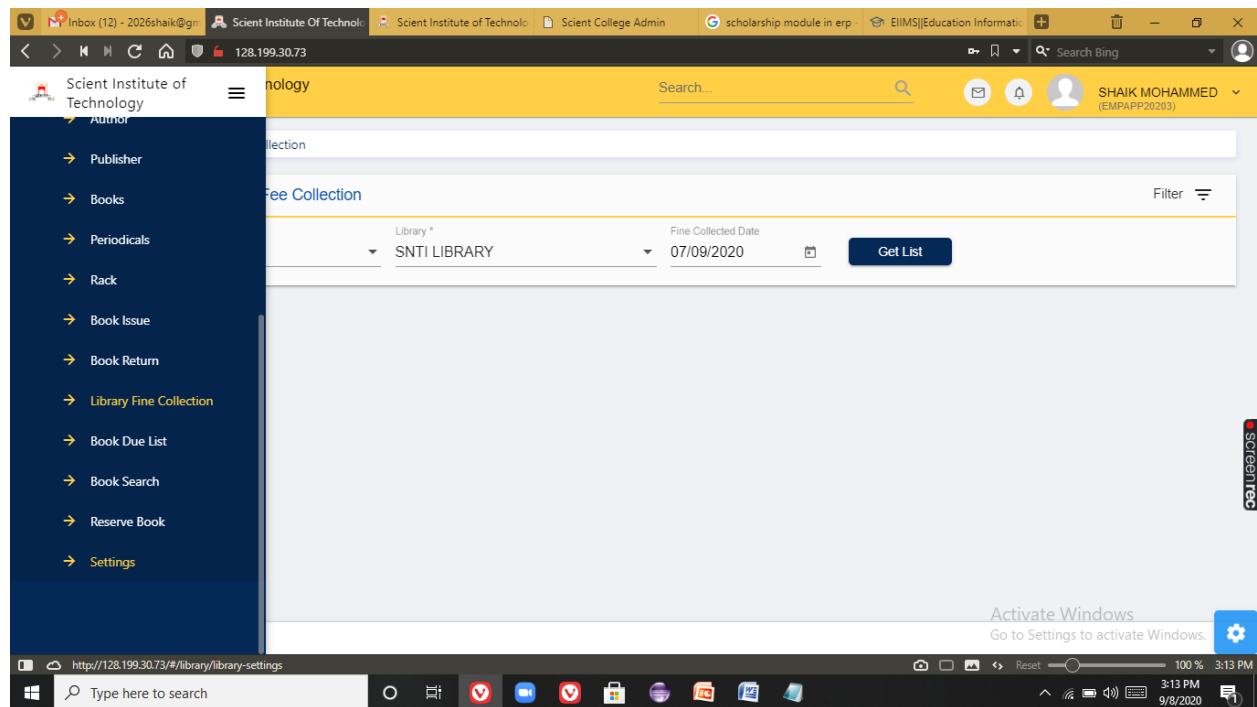


Fig 6 : Library fine collection

11)TRANSPORT MANAGEMENT

Transportation management module comprehensively handles the complete transportation process and ensures systematized, timely and safe transportation facilities for its students. With modules for allocation of vehicle to a particular route, setting up fees based on the criteria like distance/ area.Operations performed in this module are:

- Transport details
- Add Vehicle
- Add driver
- Add helper
- Transport distance fees
- Add route
- Map Vehicle Driver
- Map Vehicle Route
- Transport Allocation


[Home](#) > [Transport](#) > [Add Route](#)

Route

Search


+ Add Route




Sl.No	Service Number	Route Code	Route	Route Stops	Status	Actions
1	123	HYD	HYD - SCE	MGBS (8:00 AM - 8:50 AM)	Active	✎ Route Stops



Scientist Institute of Technology

Search



ADMIN (2001-100)

Home

>

Transport

>

Transport Allocation



>

Allocation

Transport Allocated List


Search

+ Allocate Transport

Sl.No	Traveller Name	Traveller Type	Academic Year	Pick Up Point - Drop Point	From Date - To Date	Status	Actions
1	ARAVIND REDDY (EMPAPP20202)	Employee	2020-2021	MGBS - MGBS (HYD)	January 1, 2020 - December 31, 2020	Active	
2	Chandra Shekar Reddy (20641A0501)	Student	2020-2021	MGBS - MGBS (HYD)	January 1, 2020 - December 31, 2020	Active	

[Home](#) > [Accounts and Fees](#) > [Fee Collection](#) > [Bus Fee Payment](#)

Bus Fee Payment



POLA NIHARIKA (REGULAR)

17C01A0551

SNTI / 2020-2021 / BTECH / CSE / IV YEAR I SEM / Section 1

9440110744

Quota : **MANAGEMENT**

Student Status : **IN COLLEGE**

Payment for SNTI / 2020-2021 / BTECH / Computer Science and Engineering / IV YEAR I SEM

Payment

Pay Mode * Payment Type * Reference Number

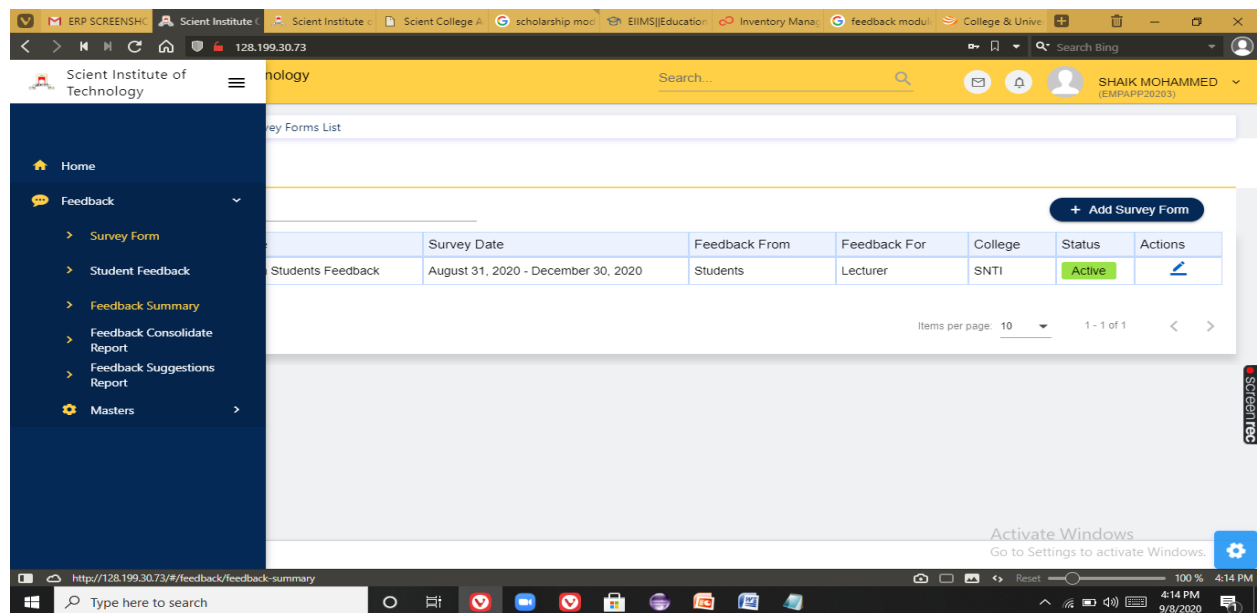
Payment Date * Payment Notes

04/09/2020 Transport

Fig 1 : Distance fees,route,bus fee payment

17)FEEDBACK

Feedback module provides a platform to Students, Staff, Parents, Alumni etc. to give their feedback in different areas/activities on campus.



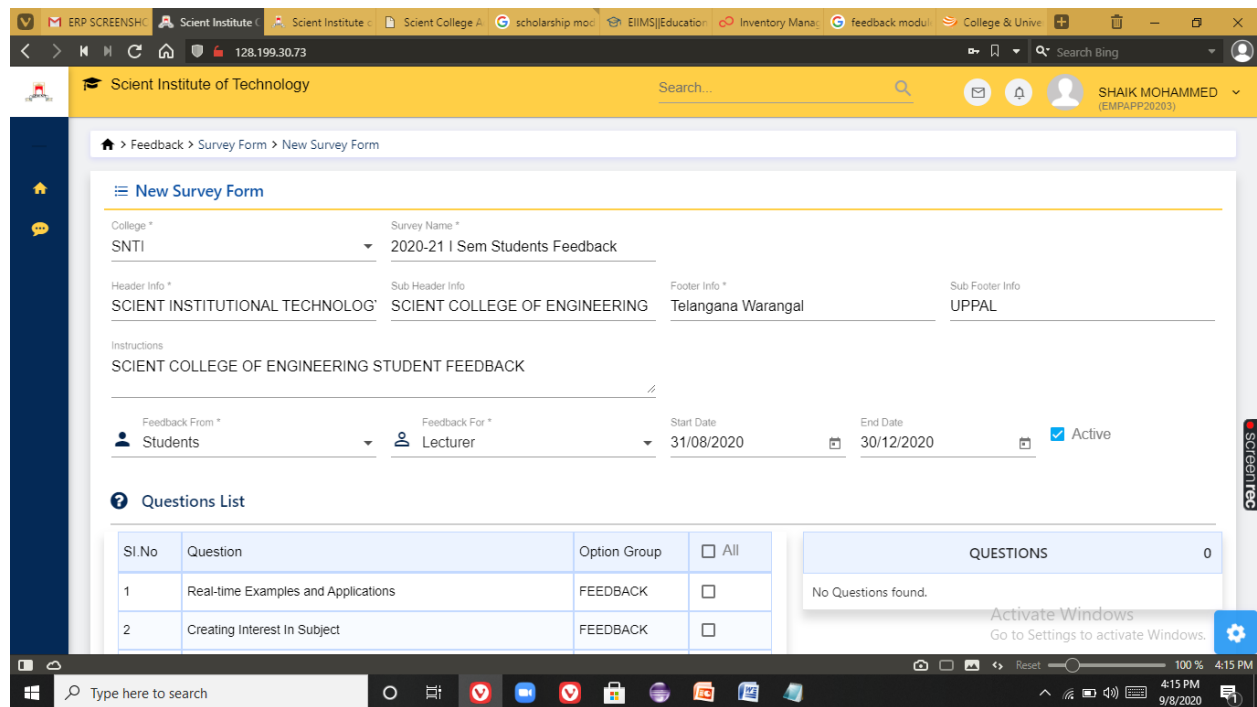
- Home
- Feedback
 - Survey Form
 - Student Feedback
 - Feedback Summary
 - Feedback Consolidate Report
 - Feedback Suggestions Report
- Masters

Survey Forms List
+ Add Survey Form

	Survey Date	Feedback From	Feedback For	College	Status	Actions
Students Feedback	August 31, 2020 - December 30, 2020	Students	Lecturer	SNTI	Active	Edit

Items per page: 10 1 - 1 of 1

Fig 1 : Feedback



ERP SCREENSHOTS | Scient Institute | Scient Institute | Scient College A | scholarship mod | EIMS[Education] | Inventory Mana | feedback modul | College & Unive

128.199.30.73

Scient Institute of Technology

Search...

SHAIK MOHAMMED (EMPAPF20203)

Feedback > Survey Form > New Survey Form

New Survey Form

College * SNTI

Survey Name * 2020-21 I Sem Students Feedback

Header Info * SCIENT INSTITUTIONAL TECHNOLOGY

Sub Header Info SCIENT COLLEGE OF ENGINEERING

Footer Info * Telangana Warangal

Sub Footer Info UPPAL

Instructions

SCIENT COLLEGE OF ENGINEERING STUDENT FEEDBACK

Feedback From * Students

Feedback For * Lecturer

Start Date 31/08/2020

End Date 30/12/2020

Active ☒

Questions List

Sl.No	Question	Option Group	<input type="checkbox"/> All
1	Real-time Examples and Applications	FEEDBACK	<input type="checkbox"/>
2	Creating Interest In Subject	FEEDBACK	<input type="checkbox"/>

QUESTIONS 0

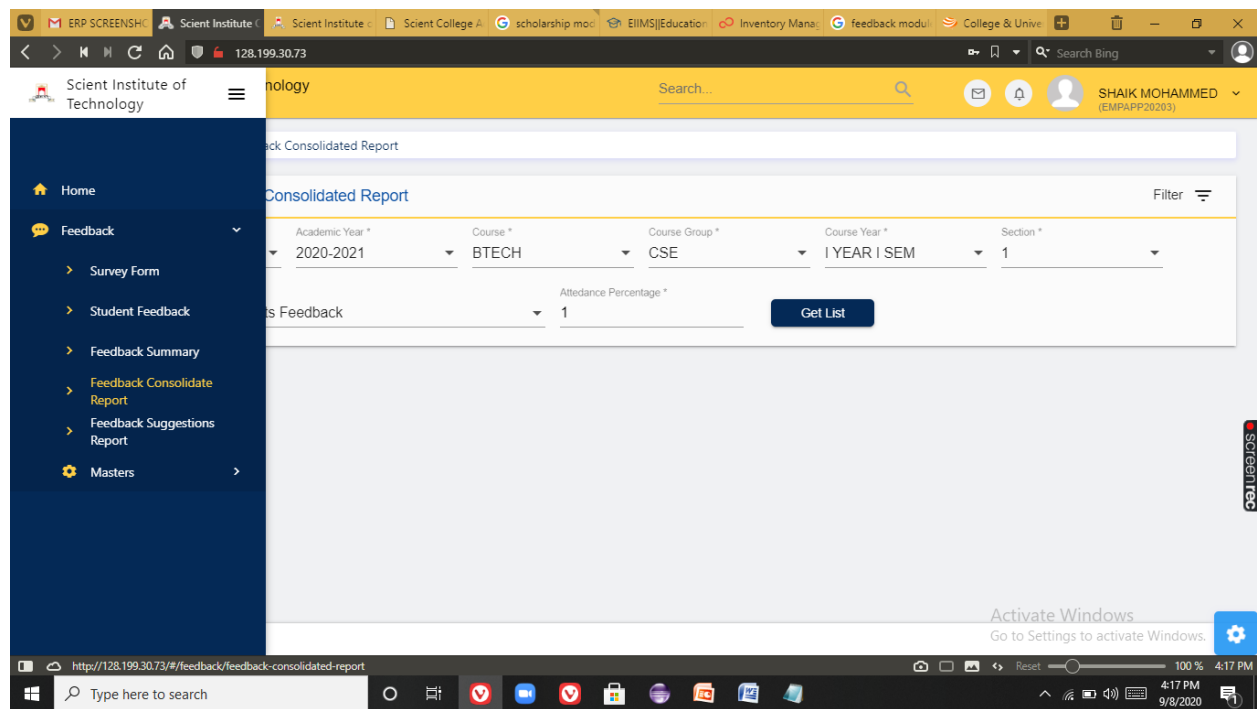
No Questions found.

Activate Windows
Go to Settings to activate Windows.

Type here to search

4:15 PM 9/8/2020

Fig 2: Survey form



ERP SCREENSHOTS | Scient Institute | Scient Institute | Scient College A | scholarship mod | EIMS[Education] | Inventory Mana | feedback modul | College & Unive

128.199.30.73

Scient Institute of Technology

Search...

SHAIK MOHAMMED (EMPAPF20203)

Feedback Consolidated Report

Feedback Consolidated Report

Academic Year * 2020-2021

Course * BTECH

Course Group * CSE

Course Year * 1 YEAR I SEM

Section * 1

Attendance Percentage * 1

Get List

Home

Feedback

Survey Form

Student Feedback

Feedback Summary

Feedback Consolidate Report

Feedback Suggestions Report

Masters

Activate Windows
Go to Settings to activate Windows.

Type here to search

4:17 PM 9/8/2020

Fig 3: Student feedback consolidated report

ECAP SOFTWARE

Library of Scient institute of technology is automated by Integrated Library Management System (ILMS). ECAP stands for Engineering College Automation Package. It is designed and developed by Webpros Solutions Pvt. Ltd., Visakhapatnam. ECAP aims at immediate availability of data in required formats to ease the work of staff and management and increase in transparency and accountability in administration. This software is exclusively used for our institution library

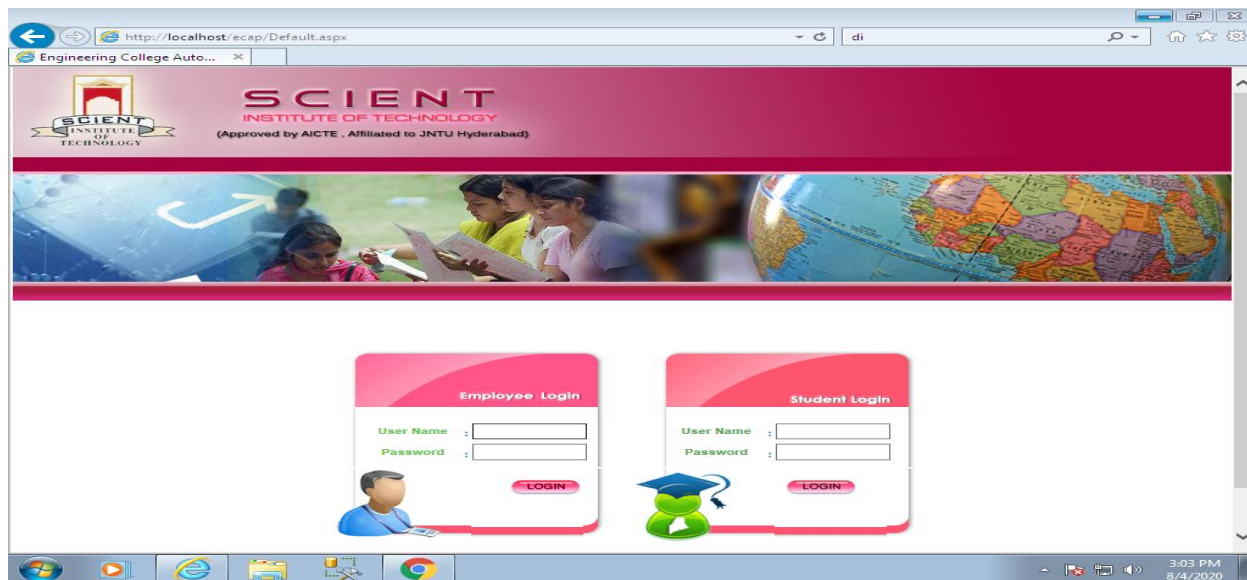


Fig1 : Homepage of ECAP

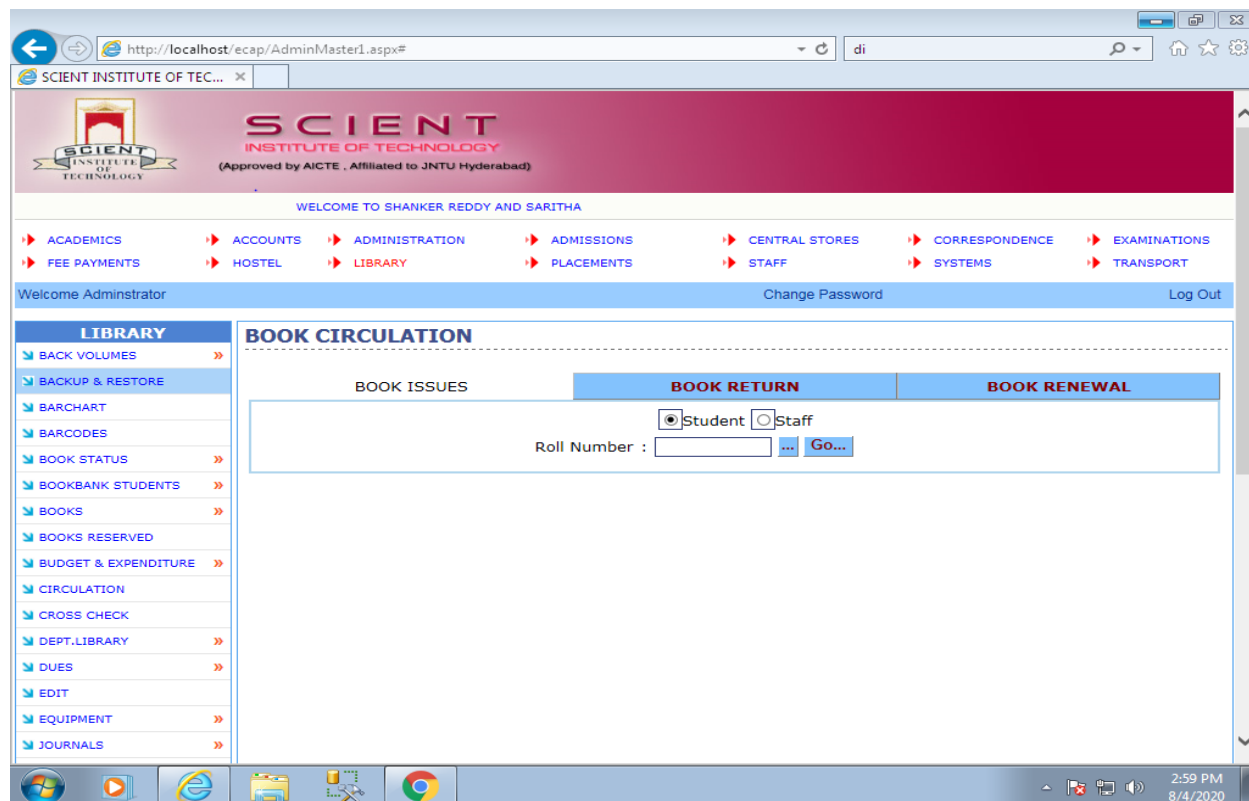


Fig 2 : Book circulation

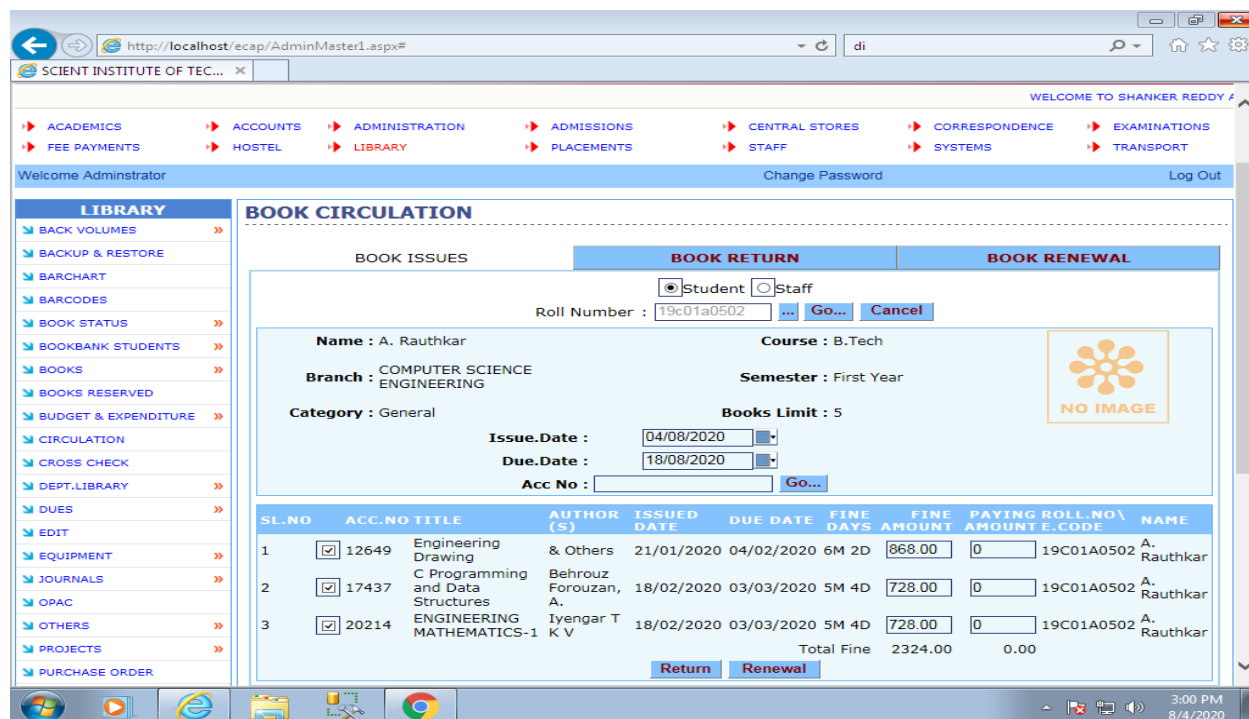


Fig 3: Details of book circulation

EXAMINATIONS

SNTI COLLEGE WEBSITE

SNTI college examination module consists of information regarding time-tables, notifications, and results.

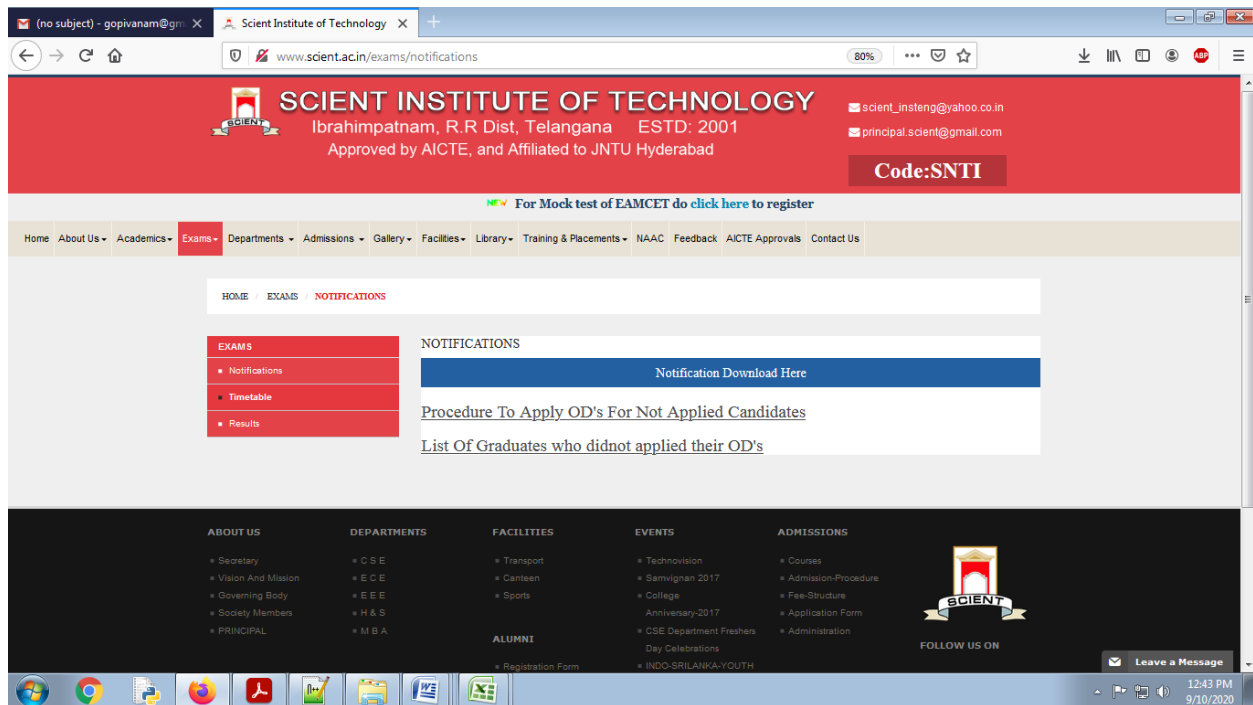


Fig1. : Time-tables, notifications and results.

14) EXAMINATION MANAGEMENT

This module is an important task for the evaluation of student abilities and performance. It includes all the process like examination setup, examination marks entry. We can maintain all the details of internal/external exams, theory/practical test, teacher wise internal assessment and we will get automatic result and print marks sheets. Using this module student exam attendance reports, marks memo report etc can be generated. Operations performed using this module are:

- Exam masters
- Pre Examination
- Post Examination
- Exam reports

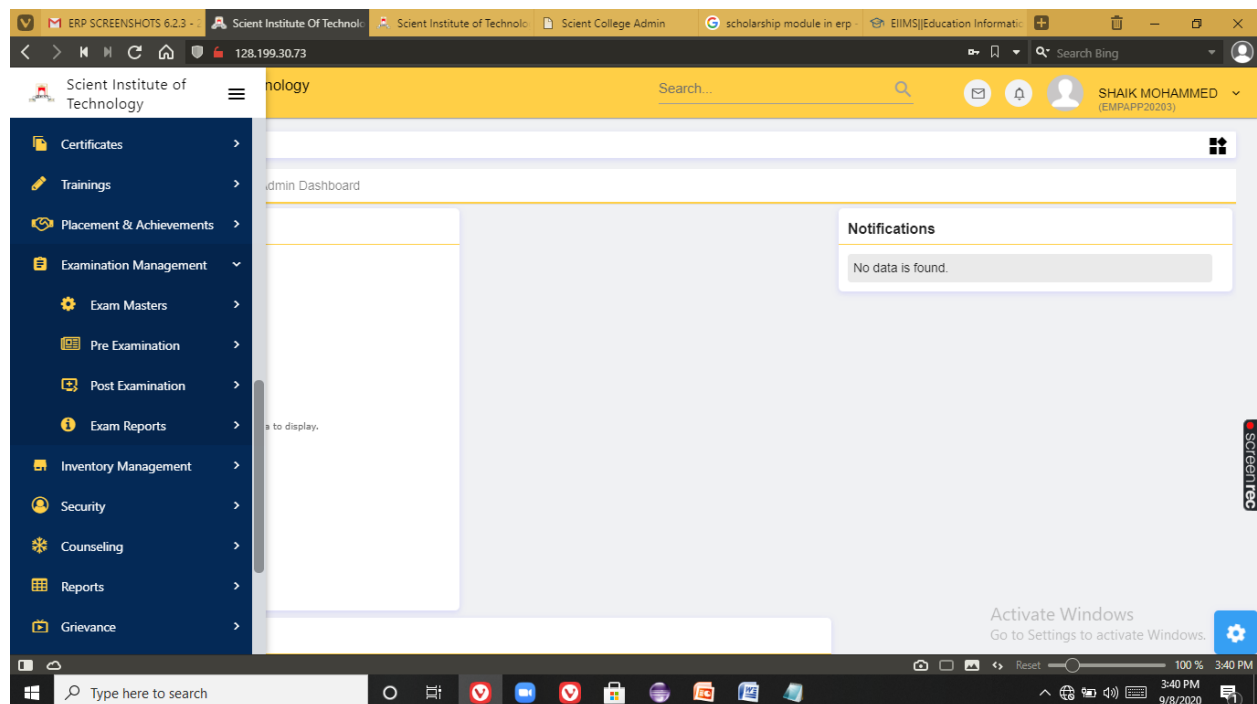


Fig 1 : Examination management functionalities

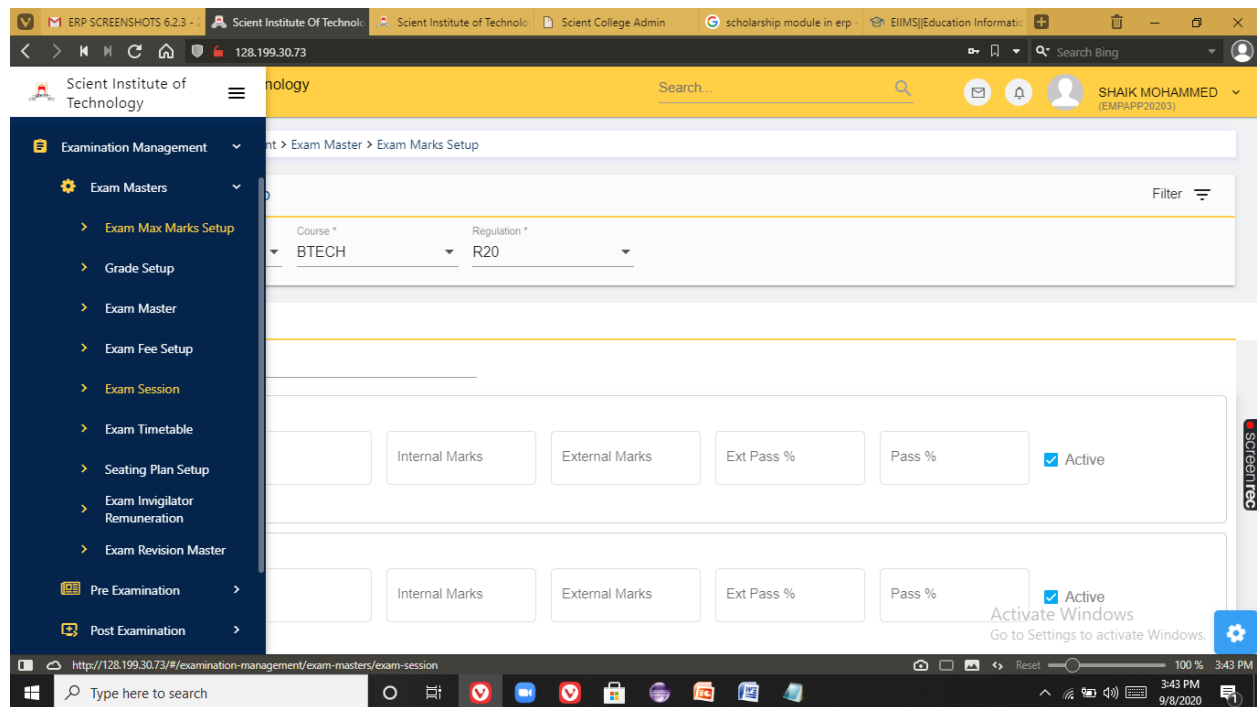


Fig 2 : Exam Marks setup

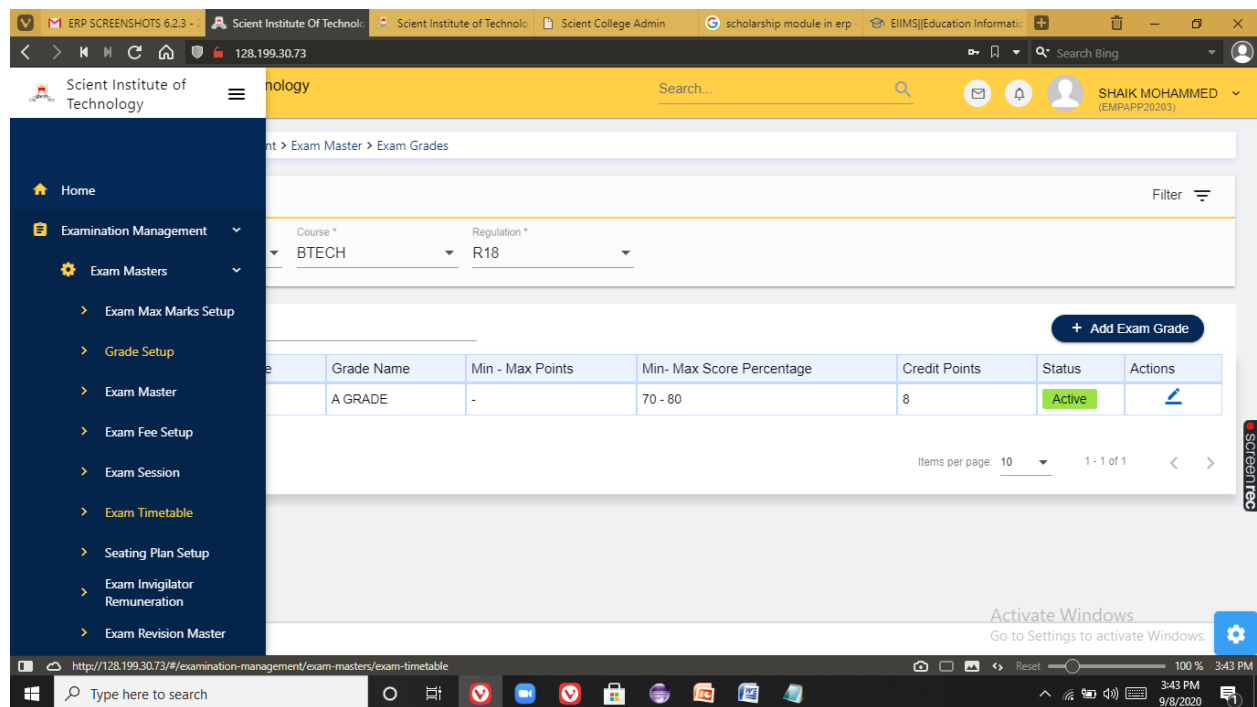
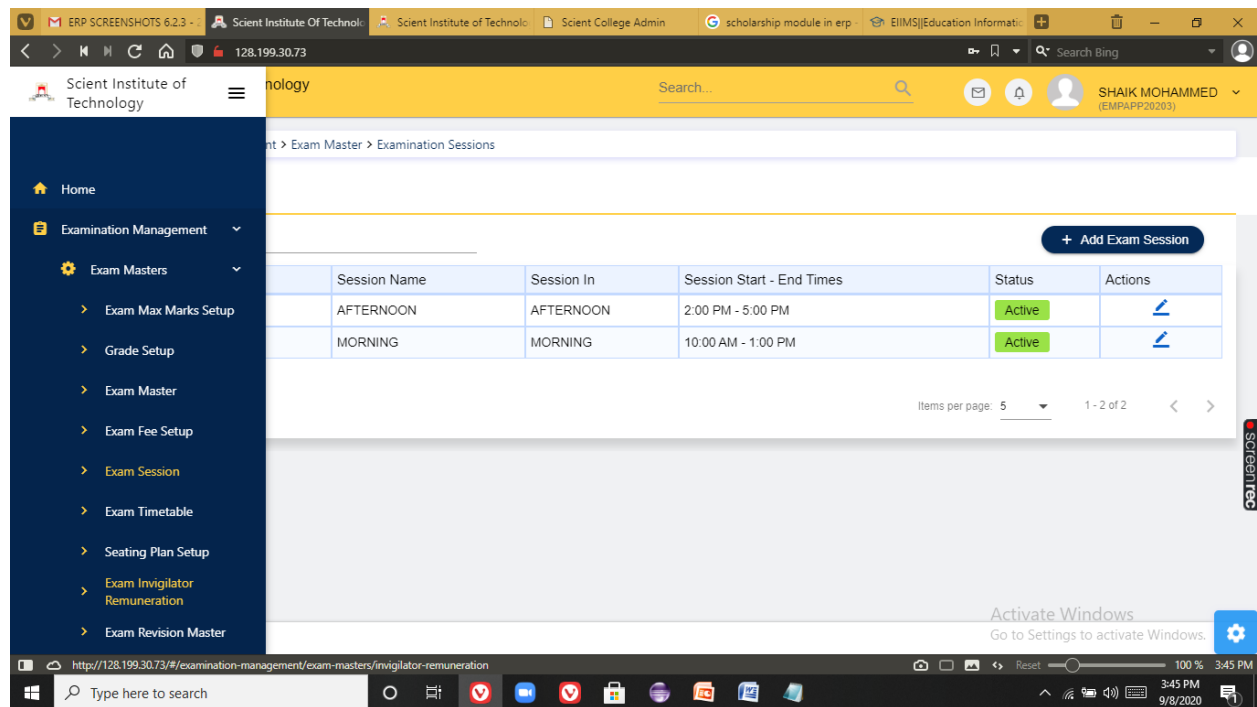


Fig 3 : Grade setup

Fig 4 : Creating an exam

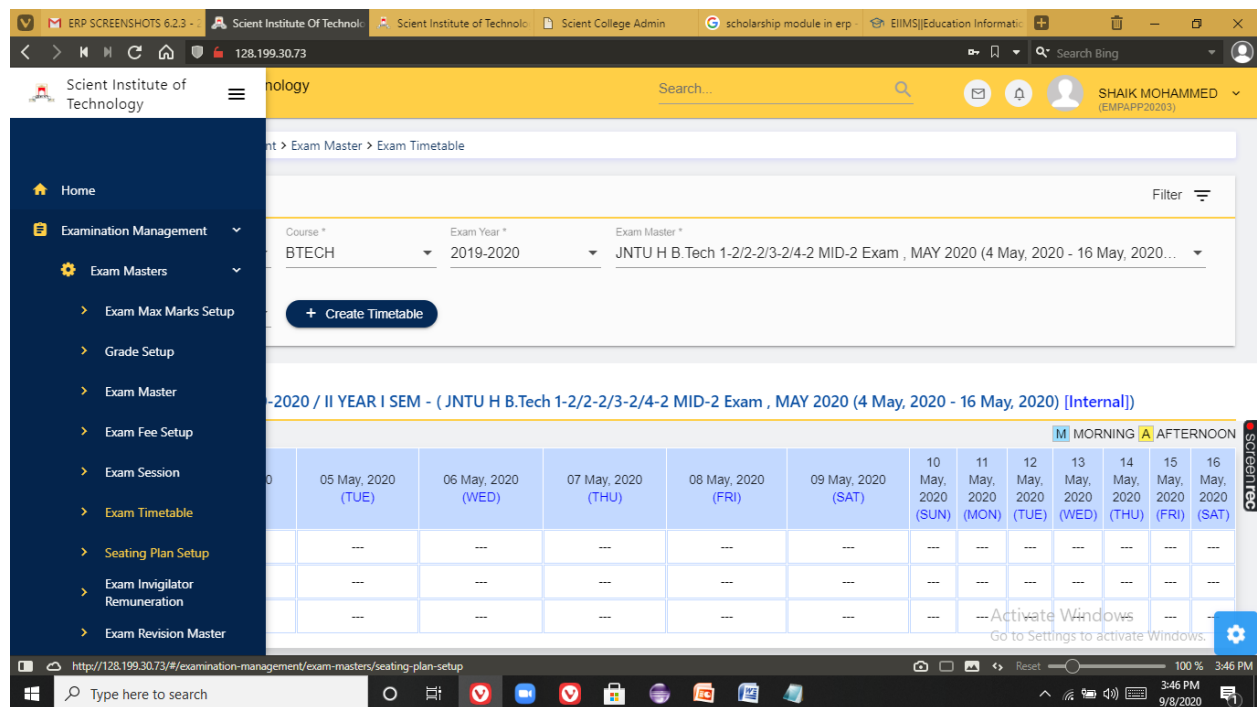
SI.No	Exam Fee Structure	Exam Master	Collection Start Date	Collection End Date	Regular Fee	Supple Fee	Status	Actions
1	JNTU H B.Tech 1-2/2-2/3-2/4-2 Exam Fee , JULY2020	JNTU H B.Tech 1-2/2-2/3-2/4-2 Regular/Supple Exam , AUG 2020	21 Jul, 2020	27 Jul, 2020	800	Subject-1 - 400 , Subject-2 - 500 , Subject-3 - 600 , Subject-4 - 700 , More than 4 - 800	Active	[Eye icon] [Edit icon]

Fig 5: Exam fee collection



Session Name	Session In	Session Start - End Times	Status	Actions
AFTERNOON	AFTERNOON	2:00 PM - 5:00 PM	Active	Edit
MORNING	MORNING	10:00 AM - 1:00 PM	Active	Edit

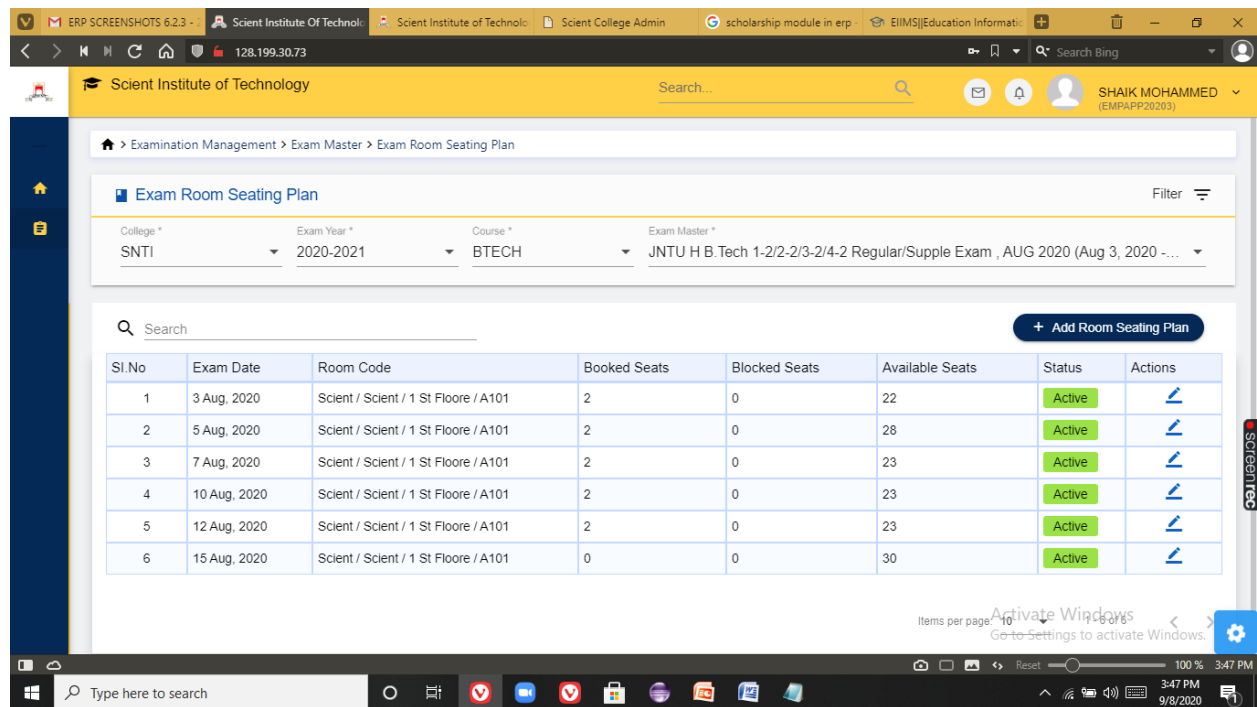
Fig 6 :Examination sessions



Course *	Exam Year *	Exam Master *
BTECH	2019-2020	JNTU H B.Tech 1-2/2-3-2/4-2 MID-2 Exam , MAY 2020 (4 May, 2020 - 16 May, 2020...

	05 May, 2020 (TUE)	06 May, 2020 (WED)	07 May, 2020 (THU)	08 May, 2020 (FRI)	09 May, 2020 (SAT)	10 May, 2020 (SUN)	11 May, 2020 (MON)	12 May, 2020 (TUE)	13 May, 2020 (WED)	14 May, 2020 (THU)	15 May, 2020 (FRI)	16 May, 2020 (SAT)
MORNING	---	---	---	---	---	---	---	---	---	---	---	---
AFTERNOON	---	---	---	---	---	---	---	---	---	---	---	---

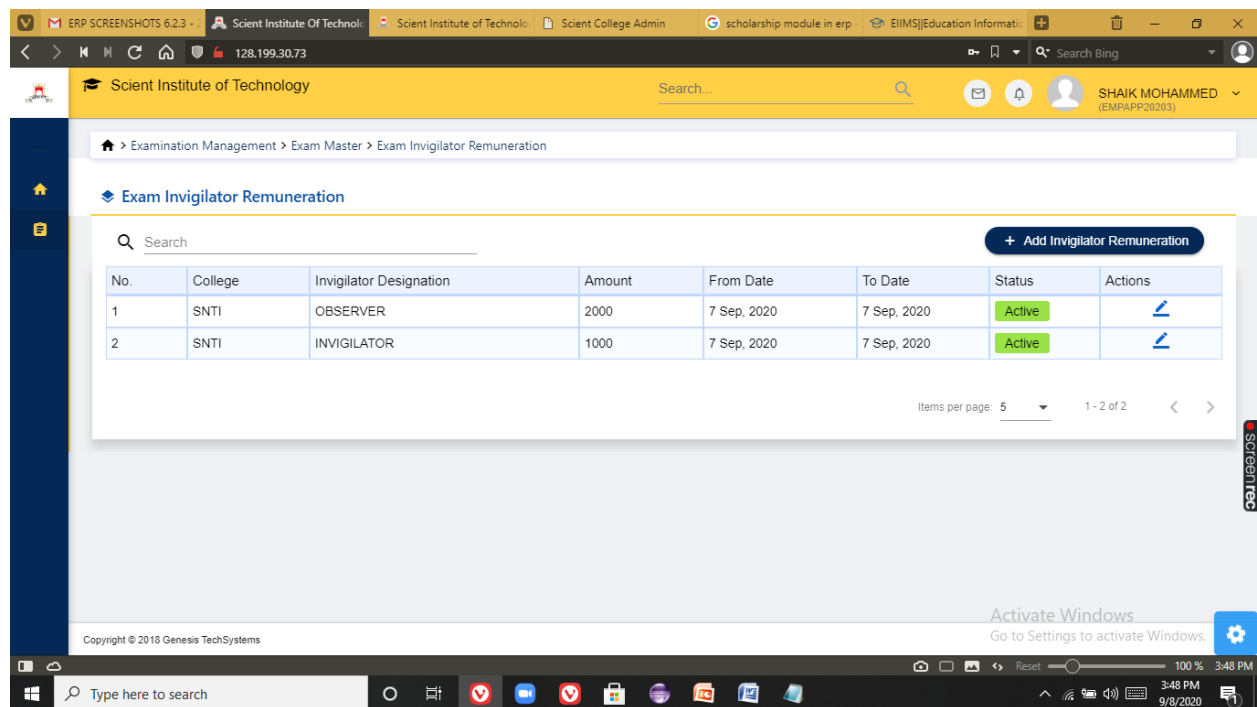
Fig 7 :Exam timetables



The screenshot shows the 'Exam Room Seating Plan' page. The breadcrumb trail is: Examination Management > Exam Master > Exam Room Seating Plan. The page has a search bar and a filter icon. Below the search bar, there are dropdown menus for College (SNTI), Exam Year (2020-2021), Course (BTECH), and Exam Master (JNTU H B.Tech 1-2/2-3-2/4-2 Regular/Supple Exam, AUG 2020 (Aug 3, 2020 -...)). A table lists the seating plans with columns: Sl.No, Exam Date, Room Code, Booked Seats, Blocked Seats, Available Seats, Status, and Actions. The table contains 6 rows of data. A '+ Add Room Seating Plan' button is located at the top right of the table. The footer shows 'Items per page: 10' and '1 - 6 of 6'.

Sl.No	Exam Date	Room Code	Booked Seats	Blocked Seats	Available Seats	Status	Actions
1	3 Aug. 2020	Scient / Scient / 1 St Floor / A101	2	0	22	Active	Edit
2	5 Aug. 2020	Scient / Scient / 1 St Floor / A101	2	0	28	Active	Edit
3	7 Aug. 2020	Scient / Scient / 1 St Floor / A101	2	0	23	Active	Edit
4	10 Aug. 2020	Scient / Scient / 1 St Floor / A101	2	0	23	Active	Edit
5	12 Aug. 2020	Scient / Scient / 1 St Floor / A101	2	0	23	Active	Edit
6	15 Aug. 2020	Scient / Scient / 1 St Floor / A101	0	0	30	Active	Edit

Fig 8: Seating plan arrangements



The screenshot shows the 'Exam Invigilator Remuneration' page. The breadcrumb trail is: Examination Management > Exam Master > Exam Invigilator Remuneration. The page has a search bar and a '+ Add Invigilator Remuneration' button. Below the search bar, there is a table with columns: No., College, Invigilator Designation, Amount, From Date, To Date, Status, and Actions. The table contains 2 rows of data. The footer shows 'Items per page: 5' and '1 - 2 of 2'.

No.	College	Invigilator Designation	Amount	From Date	To Date	Status	Actions
1	SNTI	OBSERVER	2000	7 Sep. 2020	7 Sep. 2020	Active	Edit
2	SNTI	INVIGILATOR	1000	7 Sep. 2020	7 Sep. 2020	Active	Edit

Fig 9 : Invigilator remuneration

ERP SCREENSHOTS 6.2.3

Scient Institute Of Technolo

Scient Institute of Technolo

Scient College Admin

scholarship module in erp

ElIMS|Education Informati

128.199.30.73

Search Bing

Scient Institute of Technology

Search...

SHAIK MOHAMMED
(EMPAAP20203)

Home > Examination Management > Pre Examination > Exam Hallticket


Exam Hallticket

Student

RAM REDDY (17C01A0566)

Exam *

JNTU H B.Tech 1-2/2-3-2/4-2 Regular/Supple Exam , AUG ...



RAM REDDY (REGULAR)

17C01A0566

SNTI / 2020-2021 / BTECH / CSE / IV YEAR I SEM / Section 1

7032738937

Quota : REGULAR CONVENER


Student Status : IN COLLEGE

Print

Copyright © 2018 Genesis TechSystems

Activate Windows
Go to Settings to activate Windows.

Type here to search



Reset

100 %

3:50 PM

9/8/2020

Page 67

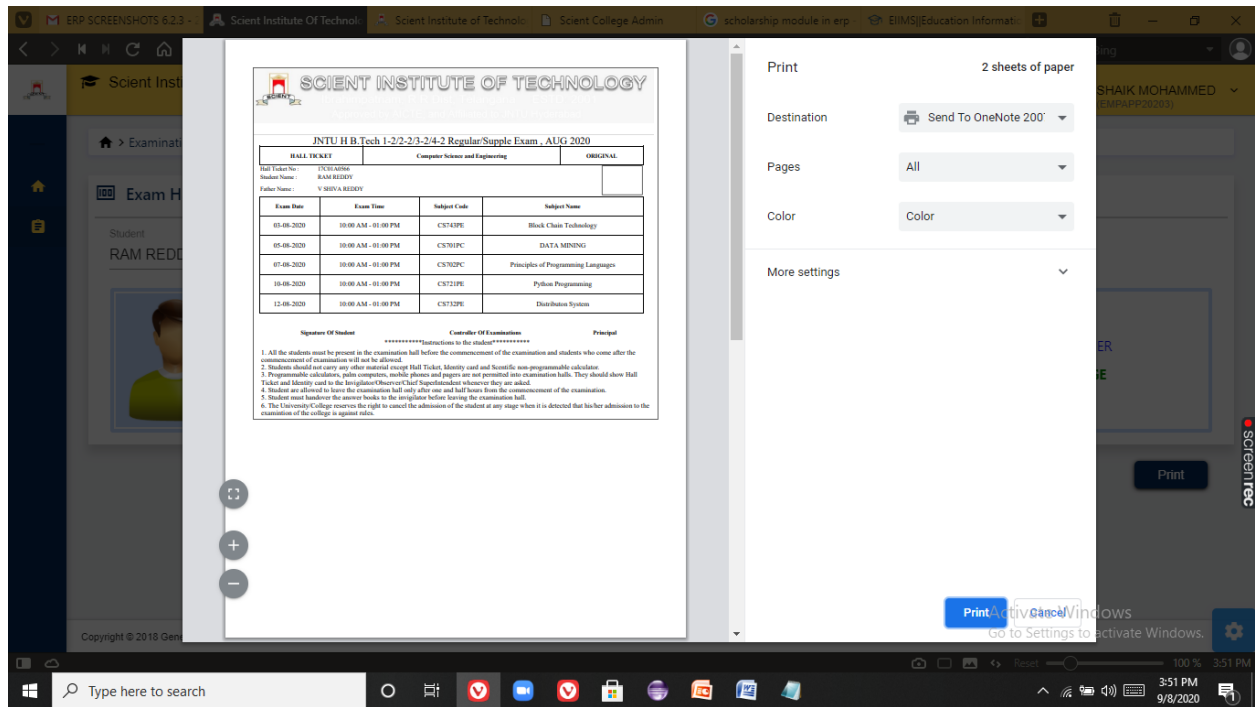


Fig 12: Printing student hall ticket

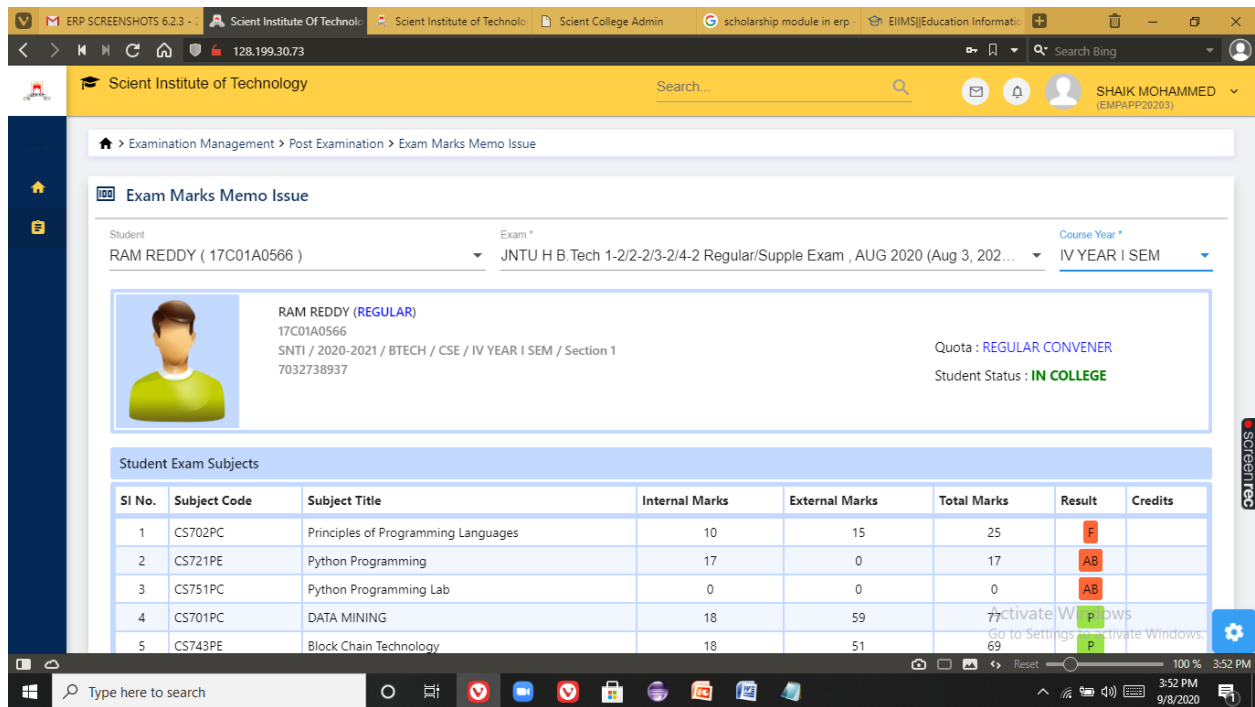


Fig 13 : Marks memo issuing to students

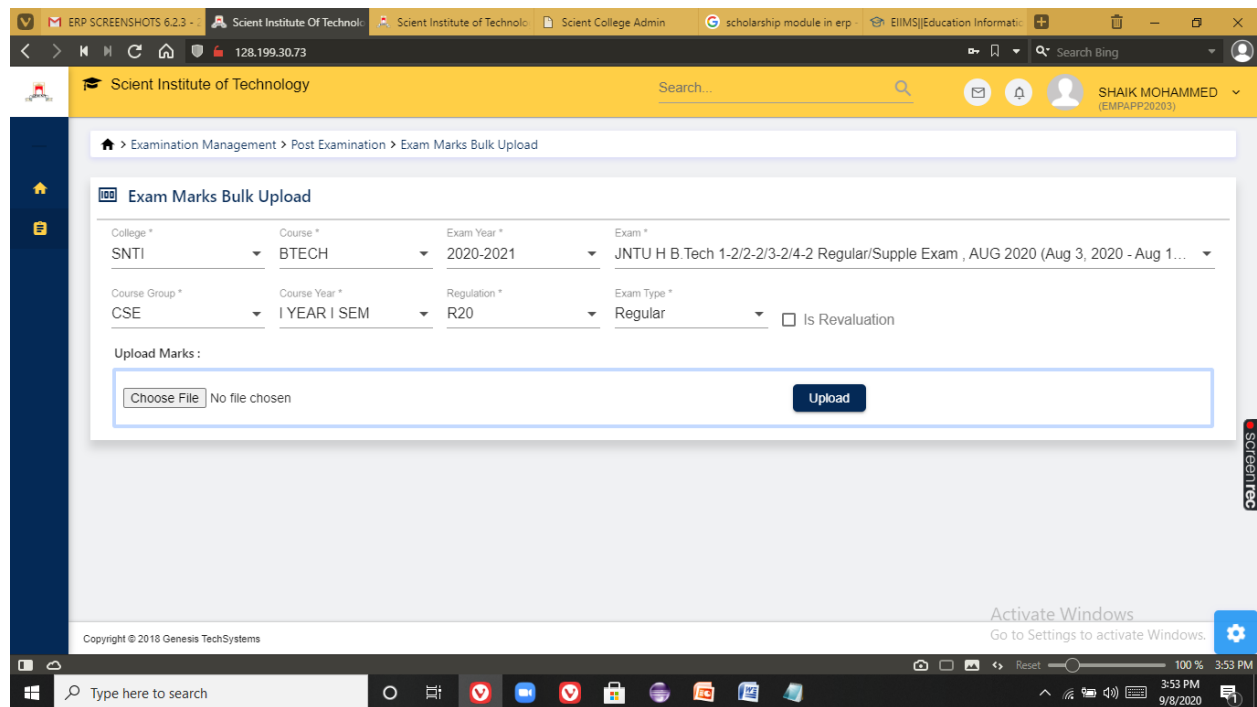


Fig 14: Exam marks upload

JNTUH EXAMINATIONS PORTAL

Scient Institute of Technology is affiliated to JNTU Hyderabad, hence SNTI is given access to JNTUH, Examinations Portal at free of cost. All the communications and transactions will be done through this portal.

