



SCIENT INSTITUTE OF TECHNOLOGY

(Approved by AICTE vide F.No. 730-50-314 (E)/ET/2001 and Affiliated to JNTUH)

IBRAHIMPATNAM, RANGA REDDY DISTRICT- 501 506, TELANGANA

Website : www.scient.ac.in, E-mail : scient_insteng@yahoo.co.in

Date: 03.09.2020

TO WHOM SO EVER IT MAY CONCERN

The SCIENT INSTITUTE OF TECHNOLOGY, Ibrahimpatnam, Rangareddy District, Telangana has incurred the following expenditure towards infrastructure augmentation excluding the salary during the last five years. This certificate has been issued based on the audited Balance sheet and Income and Expenditure Statements.

Year	2019-20	2018-19	2017-18	2016-17	2015-16
Amount	44,67,097	20,30,858	1,25,81,833	37,59,891	25,24,100

For **BRR & ASSOCIATES**
Chartered Accountants


Partner
M No : 221298



PRINCIPAL
PRINCIPAL
SCIENT INSTITUTE OF TECHNOLOGY
Ibrahimpatnam R.F. Dist.-501506

M/s Scient Educational Society
Provisional Depreciation Statement for the year ended 31.03.2020

S.No.	Name of The Asset	%	Opening	Additions > 6 Months	Additions < 6 Months	Total	Deprn	Cl Balance
1	Air conditioner	15%	240163		186000	426163	49974	376189
2	Ashok Leyland Buses	15%	439076			439076	65861	373215
3	Biometric Device	15%	63278		8000	71278	10092	61186
4	Building	10%	33284434	271495	175700	33731629	3364378	30367251
5	CC Cameras	15%	208486		75000	283486	36898	246588
6	Computer	60%	222872			222872	133723	89149
7	Eicher Bus	15%	1671643			1671643	250746	1420897
8	Furniture & Fixtures	10%	2459704		82400	2542104	250090	2292014
9	Firesafety Equipment	15%	31034			31034	4655	26379
10	Lab equipment	15%	4758849	2370702	855000	7984551	1133558	6850993
11	LCD Projector	15%	135472			135472	20321	115151
12	Library	60%	472372	211584	141056	825012	452690	372322
13	Maruti Ertiga	15%	360815			360815	54122	306693
14	Sonata	15%	369466			369466	55420	314046
15	Sports Material	15%	29459		17560	47019	5736	41283
16	Swift Dezire	15%	229493			229493	34424	195069
17	Tavera	15%	86711			86711	13007	73704
18	Transformer	15%	58116			58116	8717	49399
19	UPS	15%	499451			499451	74918	424533
20	winger Van	15%	529229			529229	79384	449845
21	Xerox Machine	15%	281813		72600	354413	47717	306696
22	Land		2638189			2638189		2638189
Total			49070125	2853781	1613316	53537222	6146432	47390790



(Handwritten Signature)

PRINCIPAL
SCIENT INSTITUTE OF TECHNOLOGY
 Ibrahimpatnam, R.F. Bel-501306.

(Handwritten Signature)


For SCIENT EDUCATIONAL SOCIETY

Secretary

M/s Scient Educational Society
Provisional Balance Sheet as on 31.03.2020

Liabilities	Amount (Rs.)	Assets	Amount (Rs.)
Capital Fund:		Fixed Assets	
Open Bal:	84284816	(As per Schedule - 3)	47390790
Add: Excess of Income over Exp.	<u>185612</u>	Deposits	
	84470428	(As per Schedule - 4)	27642875
Loans & Liability:		Loans & Advances:	
Bank of India Loan- OD 041	6944157	JNTU Affiliation	350000
		North East	598272
Unsecured Loans			
(As per Schedule - 1)	800000		
Current Liabilities		Current Assets	
JNTU Infra Fee payable	189320	TDS (As per Schedule - 5)	355245
JNTU Affiliation Fee payable	249742	Tutin Fee Receivable	17111145
Provisions		Cash & Bank Balances	
(As per Schedule - 2)	6734881	Bank Accouts	
		(As per Schedule - 6)	5781580
		Cash-in-Hand	158621
	<u>99388528</u>		<u>99388528</u>

For **BRR & ASSOCIATES**
Chartered Accountants


Partner
M. No. 221298


For **SCIENT EDUCATIONAL SOCIETY**

Secretary



PRINCIPAL
SCIENT INSTITUTE OF TECHNOLOGY
Ibrahimpatnam, R.R. Dist. - 501306.

M/s Scient Educational Society
 Depreciation Statement for the year ended 31.03.2019
 Schedule - 3

S.No.	Name of The Asset	Rate(%)	Opening Balance	Additions > 6 Months	Additions < 6 Months	Deletions	Total	Depreciation	Closing Balance
1	Air Conditioner	15%	282,545	-	-	-	282,545	42,382	240,163
2	Ashok Leyland Buses	15%	516,560	-	-	-	516,560	77,484	439,076
3	Biometric Device	15%	53,444	21,000	-	-	74,444	11,167	63,278
4	Building	10%	36,384,998	247,602	331,678	-	36,964,278	3,679,844	33,284,434
5	Computer	40%	371,453	-	-	-	371,453	148,581	222,872
6	CC Cameras	15%	245,278	-	-	-	245,278	36,792	208,486
7	Eicher Bus	15%	1,966,638	-	-	-	1,966,638	294,996	1,671,643
8	Furniture & Fixtures	10%	2,733,004	-	-	-	2,733,004	273,300	2,459,704
9	Fire Safety Equipment	15%	36,511	-	-	-	36,511	5,477	31,034
10	Lab Equipment	15%	4,557,529	284,337	695,419	-	5,537,285	778,436	4,758,849
11	LCD Projector	15%	159,378	-	-	-	159,378	23,907	135,472
12	Library	40%	380,783	116,939	212,173	-	714,895	242,523	472,372
13	Maruthi Ertiga	15%	424,488	-	-	-	424,488	63,673	360,815
14	Sonata	15%	434,666	-	-	-	434,666	65,200	369,466
15	Sports Material	15%	23,948	10,710	-	-	34,658	5,199	29,459
16	Swift Dezire	15%	269,992	-	-	-	269,992	40,499	229,493
17	Tavera	15%	102,013	-	-	-	102,013	15,302	86,711
18	Transformer	15%	68,372	-	-	-	68,372	10,256	58,116
19	UPS	15%	472,237	-	106,000	-	578,237	78,786	499,451
20	Winger Van	15%	622,622	-	-	-	622,622	93,393	529,229
21	Xerox Machine	15%	331,544	-	-	-	331,544	49,732	281,813
22	Land		2,638,189	-	-	-	2,638,189	-	2,638,189
Total			53,076,193	680,588	1,350,270	-	55,107,051	6,036,927	49,070,124



For SCIENT EDUCATIONAL SOCIETY
 Secretary


(Handwritten Signature)

PRINCIPAL
 SCIENT INSTITUTE OF TECHNOLOGY
 Ibrahimpatnam, R.P. Dist-581506.

M/s Scient Educational Society
Balance Sheet as on 31.03.2019

Liabilities		Amount (Rs.)	Assets		Amount (Rs.)
Capital Fund:			Fixed Assets		
Capital Fund	84,028,075		(As per Schedule - 3)	49,070,124	
Add: Excess of Income Over Expenditure	256,741	84,284,816	Deposits		
			(As per Schedule - 4)	26,076,718	
Loans & Liability			Loans & Advances (Asset)		
Bank of India-OD 041		2,324,247	North East		598,272
			JNTU Affiliation Fee Advance		450,000
Unsecured Loans			Current Assets		
(As per Schedule - 1)		800,000	TDS (As per Schedule - 5)		824,249
			Tuition Fees Receivable		17,147,609
Current Liabilities			Cash & Bank Balances		
JNTU Infra Fee payable	748,360		Bank Accounts		4,187,774
JNTU Affiliation Fee payable	346,245		(As per Schedule - 6)		
			Cash-in-Hand		186,159
Provisions					
(As per Schedule - 2)		10,039,237			
		98,542,905			98,542,905

For BRR & ASSOCIATES
Chartered Accountants


Partner
M. No. 221298


For SCIENT EDUCATIONAL SOCIETY

Secretary



PRINCIPAL
SCIENT INSTITUTE OF TECHNOLOGY
Ibrahimpatnam R.R. Dist. - 501506.

M/s Scient Educational Society
 Depreciation Statement for the year ended 31.03.2018
 Schedule - 3

S.No.	Name of The Asset	Rate(%)	Opening Balance	Additions > 6 Months	Additions < 6 Months	Deletion	Total	Depreciation	Closing Balance
1	Air Conditioner	15%	159,377	-	159,000	-	318,377	35,832	282,545
2	Ashok Leyland Buses	15%	607,718	-	-	-	607,718	91,158	516,560
3	Biometric Device	15%	41,764	-	19,400	-	61,164	7,720	53,444
4	Building	10%	30,556,120	7,407,373	2,334,584	-	40,298,077	3,913,078	36,384,998
5	Computer	40%	619,088	-	-	-	619,088	247,635	371,453
6	CC Cameras	15%	-	288,562	-	-	288,562	43,284	245,278
7	Eicher Bus	15%	2,313,692	-	-	-	2,313,692	347,054	1,966,638
8	Furniture & Fixtures	10%	2,052,487	-	932,385	-	2,984,872	251,868	2,733,004
9	Fire Safety Equipment	15%	-	-	39,471	-	39,471	2,960	36,511
10	Lab Equipment	15%	4,331,927	590,358	403,878	-	5,326,163	768,634	4,557,529
11	LCD Projector	15%	187,504	-	-	-	187,504	28,126	159,378
12	Library	40%	277,025	174,648	137,224	-	588,897	208,114	380,783
13	Maruthi Ertiga	15%	499,398	-	-	-	499,398	74,910	424,488
14	Sonata	15%	511,372	-	-	-	511,372	76,706	434,666
15	Sports Material	15%	28,174	-	-	-	28,174	4,226	23,948
16	Swift Dezire	15%	317,637	-	-	-	317,637	47,646	269,992
17	Tavera	15%	120,015	-	-	-	120,015	18,002	102,013
18	Transformer	15%	80,437	-	-	-	80,437	12,066	68,372
19	UPS	15%	555,573	-	-	-	555,573	83,336	472,237
20	Winger Van	15%	732,497	-	-	-	732,497	109,875	622,622
21	Xerox Machine	15%	390,052	-	-	-	390,052	58,508	331,544
22	Land		2,543,239	-	94,950	-	2,638,189	-	2,638,189
Total			46,925,096	8,460,941	4,120,892	-	59,506,929	6,430,735	53,076,193



For SCIENT EDUCATIONAL SOCIETY
 Secretary


(Signature)

PRINCIPAL
 SCIENT INSTITUTE OF TECHNOLOGY
 Ibrahimpatnam, R.P. Oth.-501506.


M/s Scient Educational Society
Balance Sheet as on 31.03.2018

Liabilities		Amount (Rs.)	Assets		Amount (Rs.)
Capital Fund:			Fixed Assets		
Capital Fund	83,754,021		(As per Schedule - 3)	53,076,193	
Add: Excess of Income over Expenditure	274,054	84,028,075	Deposits		
			(As per Schedule - 4)	27,307,170	
Loans & Liability			Loans & Advances (Asset)		
Bank of India-OD 041	37,731		Hi-Q test Quiprment	90,887	
Unsecured Loans			JNTU affiliation	148,000	
(As per Schedule - 1)	800,000		North East	598,272	
Current Liabilities			Current Assets		
JNTU Infra Fee payable	13,625		TDS (As per Schedule - 5)	1,266,183	
Provisions			Tuition Fees Receivable	11,517,969	
(As per Schedule - 2)	21,242,779		Cash & Bank Balances		
			Bank Accounts	12,020,518	
			(As per Schedule - 6)		
			Cash-in-Hand	97,018	
		106,122,210			106,122,210

For **BRR & ASSOCIATES**
Chartered Accountants


Partner
M. No. 221298


For **SCIENT EDUCATIONAL SOCIETY**
Secretary


PRINCIPAL
SCIENT INSTITUTE OF TECHNOLOGY
Ibrahimpatnam, A.P. Dist.-501506.

M/s Scient Educational Society
 Depreciation Statement for the year ended 31.03.2017
 Schedule - 3

S.No.	Name of The Asset	Rate(%)	Opening Balance	Additions > 6 Months	Additions < 6 Months	Deletions	Total	Depreciation	Closing Balance
1	Air Conditioner	15%	187,502	-	-	-	187,502	28,125	159,377
2	Ashok Leyland Buses	15%	714,962	-	-	-	714,962	107,244	607,718
3	Biometric Device	15%	-	-	-	-	45,150	3,386	41,764
4	Building	10%	31,951,244	2,000,000	45,150	-	33,951,244	3,395,124	30,556,120
5	Computer	60%	542,720	1,005,000	-	-	1,547,720	928,632	619,088
6	Eicher Bus	15%	2,721,991	-	-	-	2,721,991	408,299	2,313,692
7	Furniture & Fixtures	10%	1,954,646	280,190	43,300	-	2,278,136	225,649	2,052,487
8	Lab Equipment	15%	5,002,548	42,254	47,400	-	5,092,202	760,275	4,331,927
9	LCD Projector	15%	220,593	-	-	-	220,593	33,089	187,504
10	Library	60%	235,803	83,048	213,549	-	532,400	255,375	277,025
11	Maruthi Ertiga	15%	587,527	-	-	-	587,527	88,129	499,398
12	Sonata	15%	601,614	-	-	-	601,614	90,242	511,372
13	Sports Material	15%	33,146	-	-	-	33,146	4,972	28,174
14	Swift Dezire	15%	373,691	-	-	-	373,691	56,054	317,637
15	Tavera	15%	141,194	-	-	-	141,194	21,179	120,015
16	Transformer	15%	94,632	-	-	-	94,632	14,195	80,437
17	UPS	15%	653,615	-	-	-	653,615	98,042	555,573
18	Winger Van	15%	861,761	-	-	-	861,761	129,264	732,497
19	Xerox Machine	15%	458,885	-	-	-	458,885	68,833	390,052
20	Land		2,543,239	-	-	-	2,543,239	-	2,543,239
Total			49,881,313	3,410,492	349,399	-	53,641,204	6,716,109	46,925,095



For SCIENT EDUCATIONAL SOCIETY
 Secretary


[Handwritten Signature]

PRINCIPAL
 SCIENT INSTITUTE OF TECHNOLOGY
 Ibrahimpatnam R.P. Dist-501506.

M/s Scient Educational Society
Balance Sheet as on 31.03.2017


Liabilities		Amount (Rs.)	Assets		Amount (Rs.)
Capital Fund:			Fixed Assets		
Capital Fund	83,447,736		(As per Schedule - 3)	46,925,095	
Add: Excess of Income over Expenditure	306,285	83,754,021	Deposits		
			(As per Schedule - 4)	24,993,825	
Loans & Liability			Loans & Advances (Asset)		
Bank of India-OD 041	2,209,963		Best Grade Solutions	50,000	
Unsecured Loans			JNTU affiliation	172,000	
(As per Schedule - 1)	800,000		North East	598,272	
Current Liabilities			Current Assets		
JNTU Infra Fee payable	168,300		Prepaid Insurance	124,691	
JNTU Affiliation Fee payable	1,221,438		Income Tax A.Y.2009-10	1,200,000	
Provisions			TDS (As per Schedule - 5)	1,585,953	
(As per Schedule - 2)	17,263,340		TDS for AY 2017-18	20,756	
			Tuition Fees Receivable	7,914,313	
			Cash & Bank Balances		
			Bank Accounts	21,724,657	
			(As per Schedule - 6)		
			Cash-in-Hand	107,500	
		105,417,062			105,417,062

For **BRR & ASSOCIATES**
Chartered Accountants


Partner
M. No. 221298


For **SCIENT EDUCATIONAL SOCIETY**

Secretary



PRINCIPAL
SCIENT INSTITUTE OF TECHNOLOGY
Ibrahimpetnam, R.R. Dist. - 501506.

M/s Scient Educational Society
 Depreciation Statement for the year ended 31.03.2016
 Schedule - 3

S.No.	Name of The Asset	%	Opening	Additions > 6 Months	Additions < 6 Months	Deletions	Total	Depreciation	CI Balance
1	Air conditioner	0.15	220,591	-	-	-	220,591	33,089	187,502
2	Ashok Leyland Buses	0.15	841,132	-	-	-	841,132	126,170	714,962
3	Building	0.10	35,501,382	-	-	-	35,501,382	3,550,138	31,951,244
4	Computer	0.60	468,950	887,850	-	-	1,356,800	814,080	542,720
5	Eicher Bus	0.15	3,202,342	-	-	-	3,202,342	480,351	2,721,991
6	Furniture & Fixtures	0.10	2,171,829	-	-	-	2,171,829	217,183	1,954,646
7	Lab equipment	0.15	4,822,416	-	1,062,935	-	5,885,351	882,803	5,002,548
8	Land	-	2,543,239	-	-	-	2,543,239	-	2,543,239
9	LCD Projector	0.15	259,521	-	-	-	259,521	38,928	220,593
10	Library	0.60	310,940	165,759	64,462	-	541,161	305,358	235,803
11	Maruthi Ertiga	0.15	691,208	-	-	-	691,208	103,681	587,527
12	Maruthi Zen	0.15	55,906	-	-	55,906	(0)	-	(0)
13	Sonata	0.15	707,781	-	-	-	707,781	106,167	601,614
14	Sports Material	0.15	38,995	-	-	-	38,995	5,849	33,146
15	Swift Dezire	0.15	439,636	-	-	-	439,636	65,945	373,691
16	Tavera	0.15	166,111	-	-	-	166,111	24,917	141,194
17	Transformer	0.15	111,332	-	-	-	111,332	16,700	94,632
18	UPS	0.15	768,960	-	-	-	768,960	115,344	653,616
19	winger Van	0.15	1,013,836	-	-	-	1,013,836	152,075	861,761
20	Xerox Machine	0.15	140,864	399,000	-	-	539,864	80,980	458,885
	Total		54,476,971	1,452,609	1,127,397	55,906	57,001,071	7,119,758	49,881,313



For SCIENT EDUCATIONAL SOCIETY
 Secretary


[Handwritten Signature]

PRINCIPAL
 SCIENT INSTITUTE OF TECHNOLOGY
 Ibrahimpatnam, R.R. Dist-501606.

M/s Scient Educational Society
Balance Sheet as on 31.03.2016

Liabilities		Amount (Rs.)	Assets		Amount (Rs.)
Capital Fund:			Fixed Assets		
Capital Fund	83,199,481		(As per Schedule - 3)	49,881,313	
Add: Excess of Income over Expenditure	248,255	83,447,736	Deposits		
			(As per Schedule - 4)	23,256,527	
LOANS & LIABILITY.		19,517,628	Loans & Advances (Asset)		
Bank of India-OD 041			JNTU affiliation	176,000	
Secured Loans			Current Assets		
Kotak Mahindra winger	94,707		Prepaid Insurance	106,695	
Kotak Mahindra Ertiga	286,771		Income Tax A.Y.2009-10	1,200,000	
Unsecured Loans			TDS (As per Schedule - 5)	1,585,953	
(As per Schedule - 1)	800,000		Tution fees receivable	41,830,573	
Current Liabilities			Cash & Bank Balances		
JNTU Infra Fee payable	2,150,304		Bank Accounts	3,850,157	
JNTU Affiliation Fee payable	1,961,250		(As per Schedule - 6)		
Provisions			Cash-in-Hand	209,662	
(As per Schedule - 2)	13,838,484				
		122,096,880			122,096,880

For **BRR & ASSOCIATES**
Chartered Accountants


Partner
M No - 221298


For **SCIENT EDUCATIONAL SOCIETY**

Secretary



PRINCIPAL
SCIENT INSTITUTE OF TECHNOLOGY
Ibrahimpatnam, R.R. Dist. - 501506.